

Supply Expense/Case Cost Report

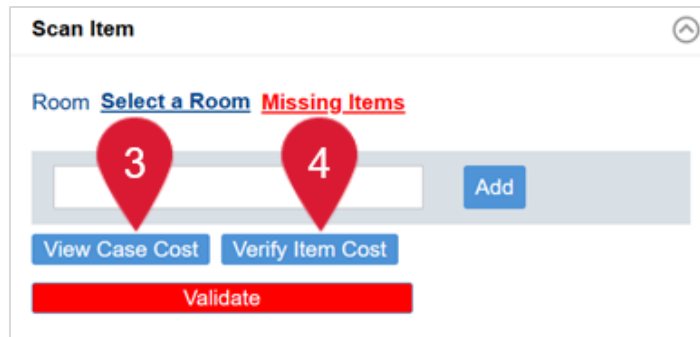
Learn how to generate a report to calculate the total cost of a case.

WAYS TO CREATE A REPORT

There are three primary ways to look at Supply Expense/Cast Cost. Use the CDUI navigator to view a report in real-time through the course of a case. To view the case cost once a case has been completed, view the Case Cost Analysis resource. For more dynamic analytics information, use the Case Costing analytics resource linked to Cognos reporting.

Real-Time Analytics

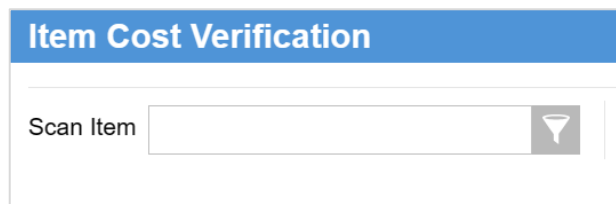
1. Navigate to the **CDUI** resource from the POU (SMS) home page.
2. Open a case.



3. Select the **View Case Cost** button in the Scan Item window of the case. The total Case Cost based on the supply items currently scanned to the case will display.

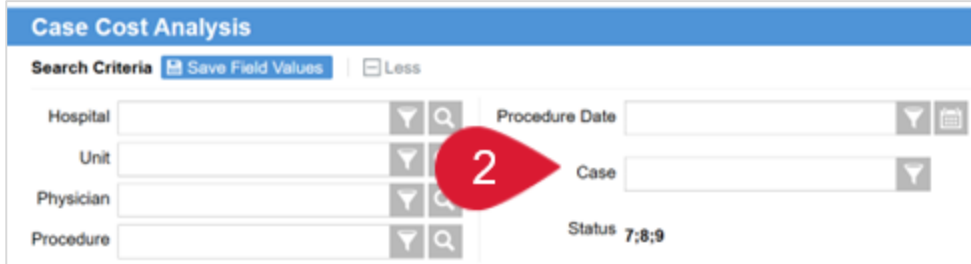
| Item Description | Manufacturer Item | Type | Total | Base UOM | Unit Cost | Total Cost |
|--------------------------|-------------------|---------------------------------------|-------|----------|-----------|--------------|
| SPECIMEN TRANSPORT BAG | DYND30261 | Specimen collection or transport bags | 2 | PK | 2.60 | 5.20 |
| SNARE POLYP SFT HEX ACUS | G22703 | Endoscopic snares or snare wires | 1 | EA | 94.00 | 94.00 |
| Sum | | | | | | 99.20 |

4. Select the **Verify Item Cost** button and then use the Scan Item field to search for individual supply item expenses.



Case Completed Analytics

1. Select the **Case Cost Analysis** resource from the Analytics menu's Procedural Area drop-down menu.
2. Search for the case number in the **Case** search field. The Case Cost Analysis displays.



Dynamic Analytics

1. Expand **Dashboards** from the Analytics menu on the home page, then select **the Case Costing Cognos dashboard report**.
2. Customize the report as needed.

