


EDP Feedback Instructions 2020-2021

The EDP feedback Program is a competency-based training program. You can start this program on your own. Please follow the instructions below.

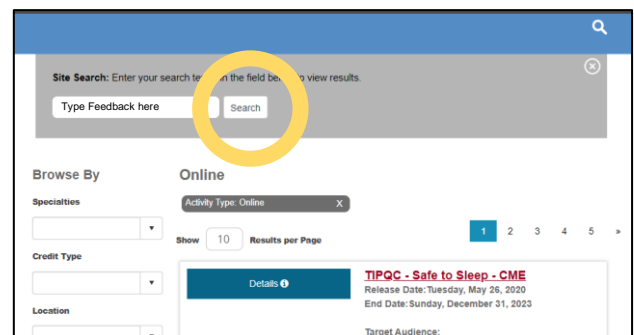
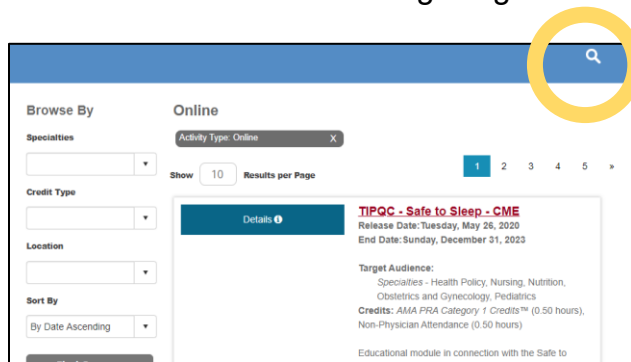
Instructions:

1. Go to <https://vumc.cloud-cme.com> and login on the top left of the page.

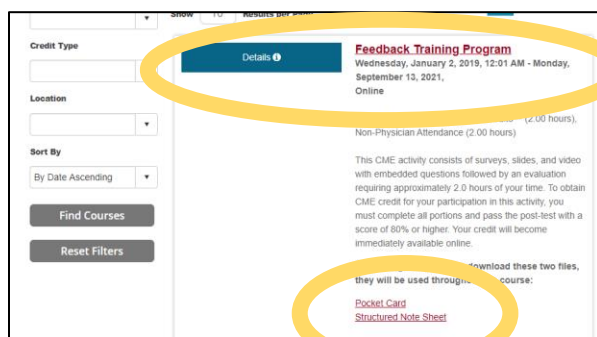


2. Go to the "Online" tab at the top of the screen.

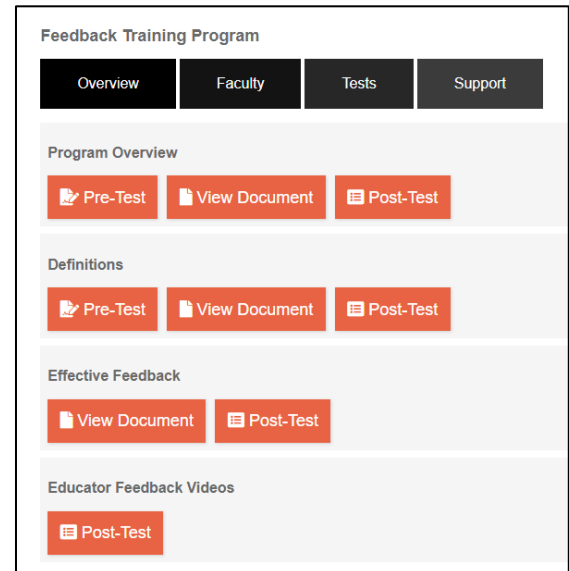
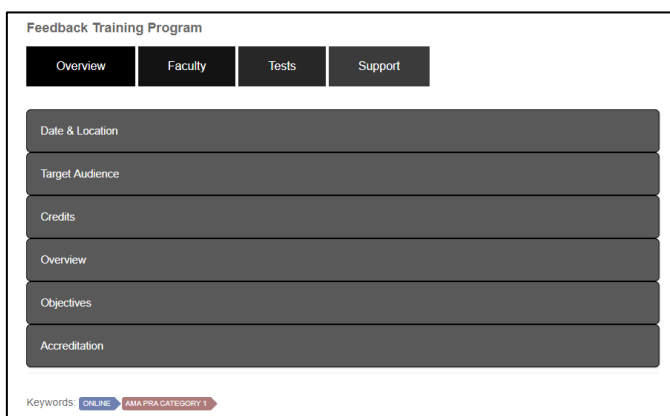
3. Type in "Feedback" in the Advanced Search box on the top right of the screen. A program will appear called "Feedback Training Program."



4. Click "Details" under the Feedback Training Program.



5. **Download the two files** listed under the program by clicking on the links noted as **“Pocket Card”** and **“Structured Note Sheet.”** These are resources that will be useful as you go through the course.
6. Click the **“Content & Tests”** Tab.
7. For each component of the course (Program Overview, Definitions, Effective Feedback, Educator Feedback Videos), click on the orange boxes from left to right until all components have been completed.



8. When the course has been completed, complete the course evaluation by going to the **“My CE”** tab at the top right of the screen and selecting **“Evaluations & Certificates”** from the drop-down menu. This will allow CME credit to be pushed to your transcript.