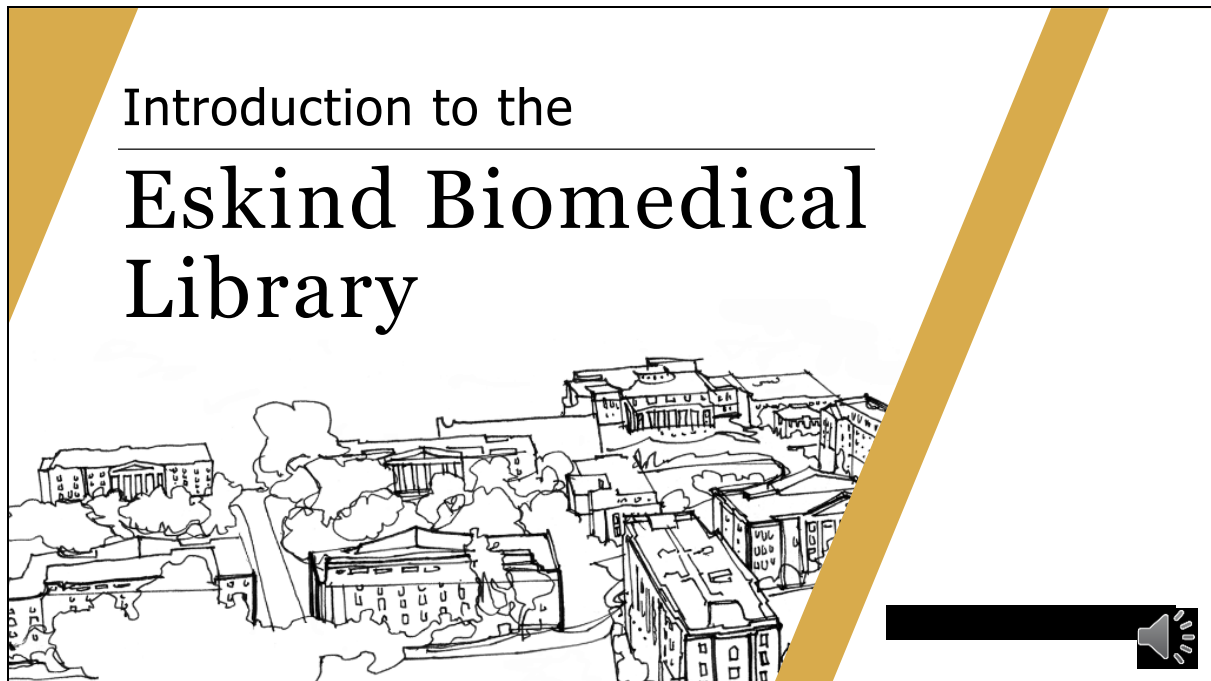






Introduction to the

Eskind Biomedical Library

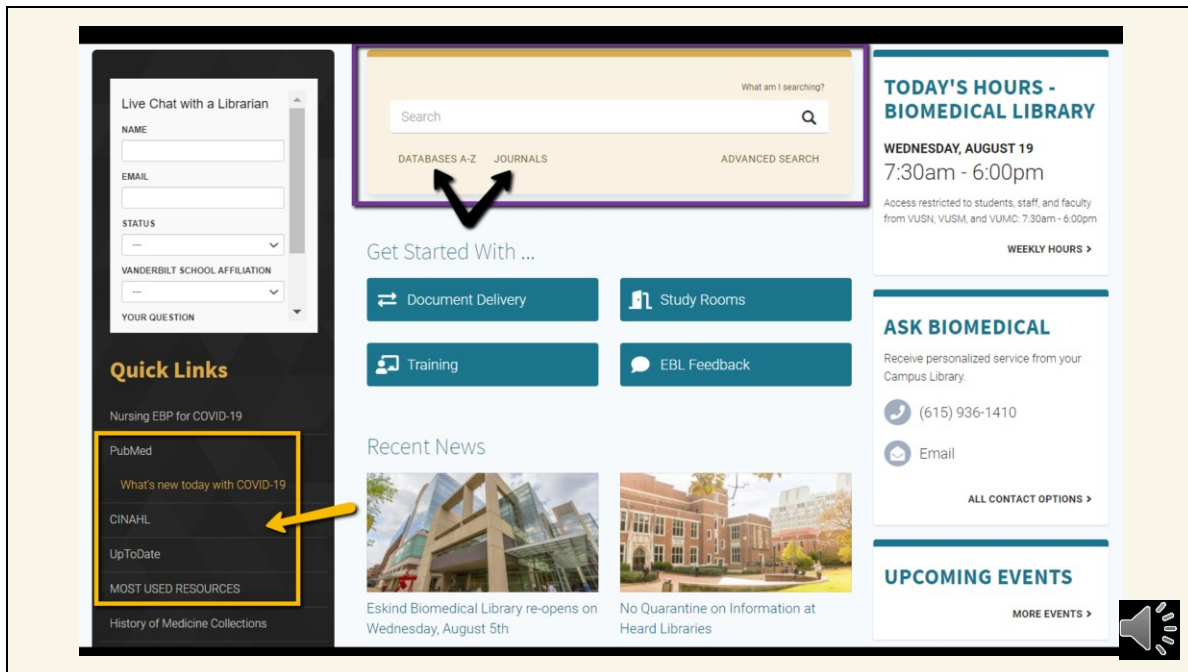


Today I will point out the Eskind Biomedical library resources that are available to you along with an overview of how to use the library website.

Remote Support for Research Needs

-  Access to digital collections 24/7
-  Zoom consultations with your subject librarian
-  Ask a Librarian: submit a question via email
-  Live chat available on the Library website

Visit the Eskind Library website to access databases, articles, journals, online textbooks, and much more. Zoom calls can be set up with a librarian to get training on how to use the databases, citation management, and assistance with literature reviews. Email and chat are also available for questions.



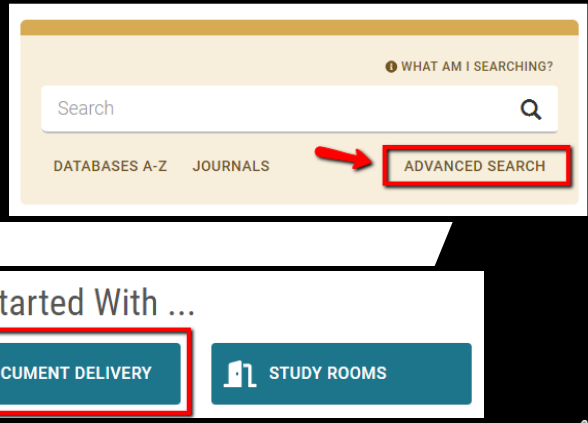
Here is a screenshot of the Eskind Library Homepage, this is a great place to start for all your research needs. Highlighted with a gold box and arrow are the Quick links which is located on the left of the screen and include PubMed, CINAHL, and UpToDate along with a link to Most Used Resources page. Most Used Resources link will lead you to an expanded list of databases, resources, and the Library Research Guides. Highlighted by a purple box is the main search bar for library catalog. It is located near the top middle of the homepage. It can be used to search the library catalog for articles, books and eBooks. To find specific Databases and Journals use the links under the search bar which have the black arrows pointing to them.

Full text can be found using the library catalog

Library website – Advanced Search, search by article title

Not in the catalog try Google Scholar

Not in Scholar request using DDS



WHAT AM I SEARCHING?

Search

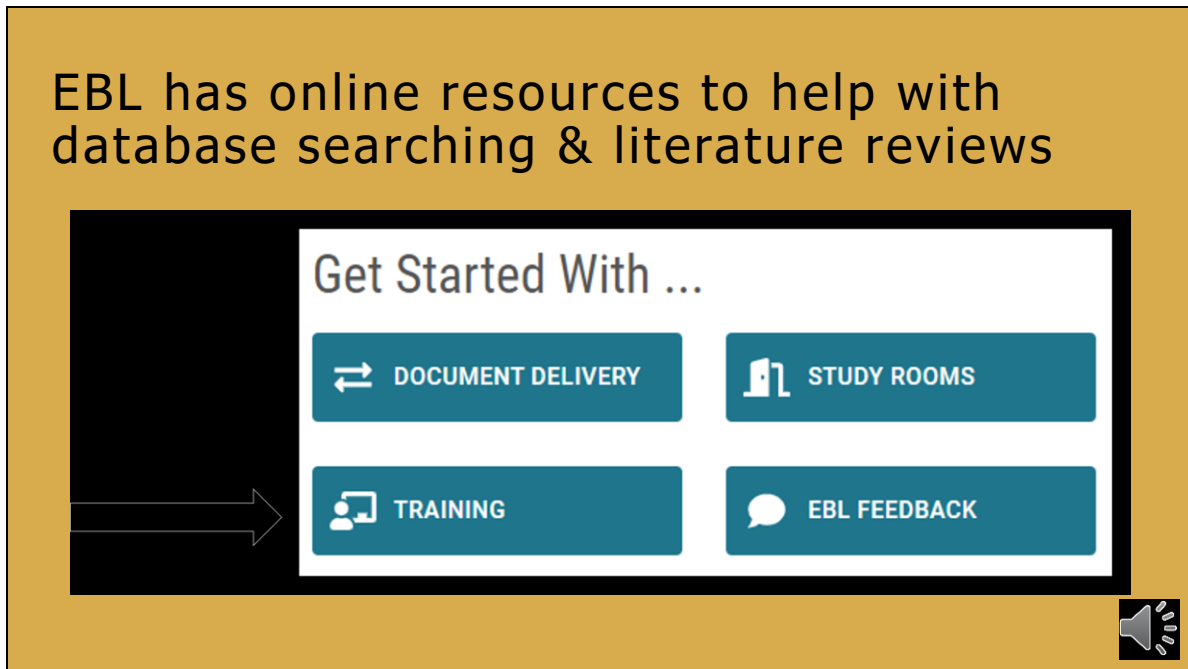
DATABASES A-Z JOURNALS ADVANCED SEARCH

Get Started With ...

DOCUMENT DELIVERY STUDY ROOMS

To find the full text of an article go to the advanced search bar which is located near the top of the Eskind Library homepage. Once you have opened up the advanced search use the article button at the top and change the all fields drop down to title and then type or paste the article type and hit search which is located bottom right. If you cannot find the article search for the specific journal using the journal link under the search bar on the homepage. If we don't own the full text, try Google Scholar. If neither place has the full text, request the article through document delivery (DDS). The link for DDS is located on our homepage directly below the library catalog search bar.

EBL has online resources to help with database searching & literature reviews



There are online resources from the library for help with literature reviews and database searching. The training button located on the Eskinid homepage right below the library catalog search bar takes you to a list of tutorials and quick guides for biomedical databases and citation managers. Great to be watched as a refresher on how to use a resource. Remember the Eskinid Librarians can provide one on one training on any of these resources. Just email us to set something up.

VU libraries supports three of the main citation managers



http://researchguides.library.vanderbilt.edu/biomedtraining/citation_manag



What Citation Managers are you using? A citation manager is a software tool that helps you keep track of and cite sources as you go through the research process. Why should you use one?


They enable you to:

- Collect lists of articles, books, webpages, etc. for use in research.
- Format and create bibliographies using a particular citation style
- Store the source materials.
- Insert in-text citations and bibliography entries while writing in Word

The Vanderbilt libraries support and offer training on Endnote, Mendeley, and Zotero

Full list of available biomedical mobile apps on research guide: Apps for Mobile Devices

The Eskind library provides free access to many medical apps. They are listed on our Apps for Mobile Devices research guide (<http://researchguides.library.vanderbilt.edu/mobileapps>)



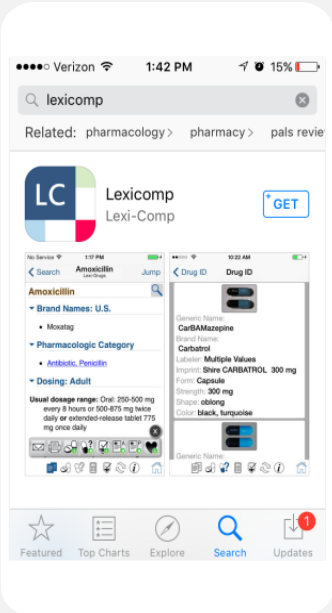
UpToDate App

Register for an account using your Vanderbilt email.

UpToDate will email instructions on how to download and access the app.



To get the UpToDate App. Register for an account using the UpToDate link on the library webpage, you will want to do this on a computer and not your phone. UpToDate will then email you instructions on how to get the app.




Lexicomp App

Create an account at www.lexi.com/account/

Add the authorization code

Download the app from the App Store

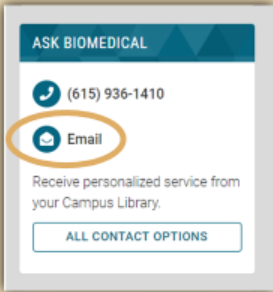


You will first need to create an account within Lexicomp. Once you have your account created use the Lexicomp link on the library webpage and go to the Mobile Access Codes to get your authorization code. Then Log into your new account and add the code. From there you can download the app from your app store and login using your username and password.


CONTACT US

ASK A LIBRARIAN

Direct Email



Live Chat



If you need any assistance please reach out to us, we are happy to help. All the different contact methods are located on our homepage and you can always email me directly at rachel.l.walden@vanderbilt.edu