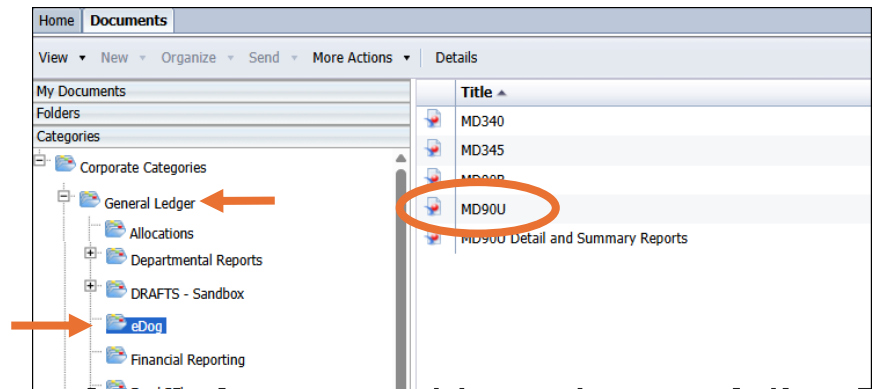


BI Launch Pad Legacy System Reports

MD90U: Medical Center Unrestricted Report

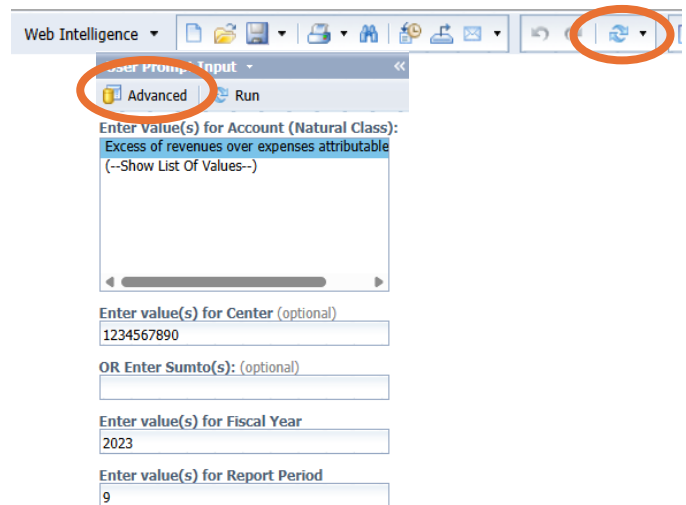
Access

The MD90U report is available from the **eDog** universe within the General Ledger Category of BI Launch Pad. Once selected, **double-click** the **MD90U** report to open the document on a new tab.

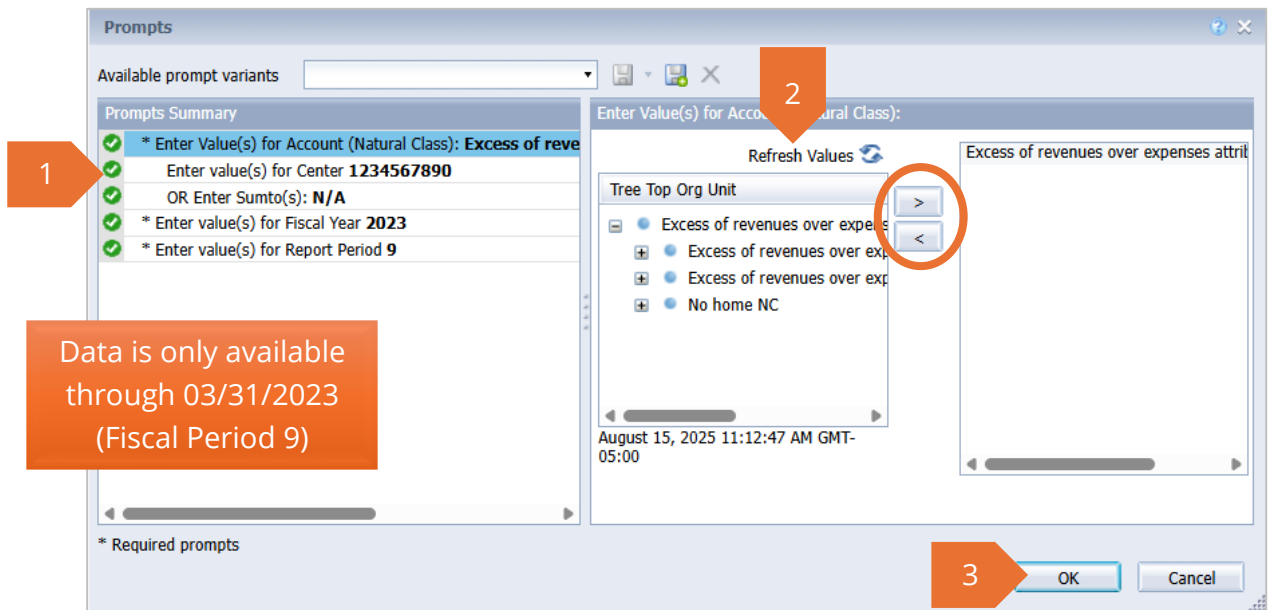


Prompts

Click the **Refresh** or **Advanced** button to open the Advanced Prompts window.



1. All required (*) prompts must have values.
Enter **either** a legacy center number **or** legacy Sumto, with **N/A** in the other.
2. Use **Refresh Values** to pick from list.
3. Click **OK** to run the report.



Data

Report as of: 08/31/2022

MD90U: Medical Center Unrestricted Monthly Report

1234567890 Sample Legacy Center

Account	Level 5 custom Group	Account Descr	This Month			Year-To-Date			Annual Budget	Budget Bal After Encumbrances
			Current Month Amount	Current Month Budget	Variance	YTD Actual	Budget YTD	Variance		
A	B	C	D	E	F	G	H	I	J	K
	Salaries & Fringe	FBR MED STAFF	546	9,067	(479)	611	134	(477)	808	197
	Salaries & Fringe	FBR PART-TIME EMP	914	605	(309)	615	210	(405)	258	843
59008	Salaries & Fringe	BUDGET ADJ FRINGE	0	11,654	11,654	0	23,308	23,308	139,846	139,846
59203	Salaries & Fringe	NF FBR MED NONHOS STAFF	1,998	0	(1,998)	6,221	0	(6,221)	0	(6,221)
59503	Salaries & Fringe	FBR AC MC NONHOSP STAFF	6,999	0	(6,999)	12,728	0	(12,728)	0	(12,728)
59504	Salaries & Fringe	FBR AC HOSP STAFF	147	0	(147)	423	0	(423)	0	(423)
59513	Salaries & Fringe	FBR NF DIF ACCR MEDICAL STAFF	(1,060)	0	1,060	(1,178)	0	1,178	0	1,178
	L	Total Fringe Benefit	65,544	61,326	(4,218)	128,420	122,652	(5,768)	735,912	607,492
		Total Salaries & Fringe	305,645	276,353	(29,292)	599,851	552,706	(47,145)	3,316,240	2,716,389
60020	Supplies and drugs	PRINTING	204	76	(128)	204	152	(52)	910	706
60030	Supplies and drugs	POSTAGE	0	26	26	0	52	52	316	316
60040	Supplies and drugs	OFFICE SUPPLIES	469	289	(180)	534	578	44	3,466	2,932
60050	Supplies and drugs	FORMS	0	132	132	0	264	264	1,582	1,582
60080	Supplies and drugs	UNIFORMS	1,684	2,332	648	2,452	4,664	2,212	27,979	25,527
60200	Supplies and drugs	OTHER SUPPLIES	0	36	36	0	72	72	433	433
		Total Supply Expense	2,357	2,891	534	3,191	5,782	2,591	34,686	31,495
60510	Supplies and drugs	MED SUPPLIES NONCHRG	42	68	26	139	136	(3)	812	673
60517	Supplies and drugs	MED SUP PLATES SCRWS	0	0	0	0	0	0	0	0
		Total Medical supplies	42	68	26	139	136	(3)	812	673
61060	Other Expense	MISC BOND INSUR	0	45	45	0	90	90	542	542
61305	Other Expense	CIRCUIT EXPENSE	0	2	2	0	4	4	27	27
		Total Admin Expense	0	47	47	0	94	94	569	569
61315	Other Expense	TELEPHONE CELLULAR	192	166	(26)	371	332	(39)	1,995	1,624
61320	Other Expense	PAGERS EXPENSE	0	0	0	1,880	4,766	2,886	4,766	2,886
		Total Telephone and communications	192	166	(26)	2,251	5,098	2,847	6,761	4,510

- A.** Legacy Account number
- B.** Account grouping
- C.** Account description
- D.** Monthly actual for the period selected. **Note: Revenue shows as a (credit)**
- E.** Monthly budget for the period selected
- F.** Monthly Variance = Budget – Actual
- G.** Year-to-date actual through the period selected
- H.** Year-to-date budget for the period selected
- I.** Year-to-date variance = YTD Budget – YTD Actual
- J.** Annual Budget
- K.** Annual Budget remaining after subtracting actual YTD and open POs
- L.** Subtotals and Totals for each Account Rollup