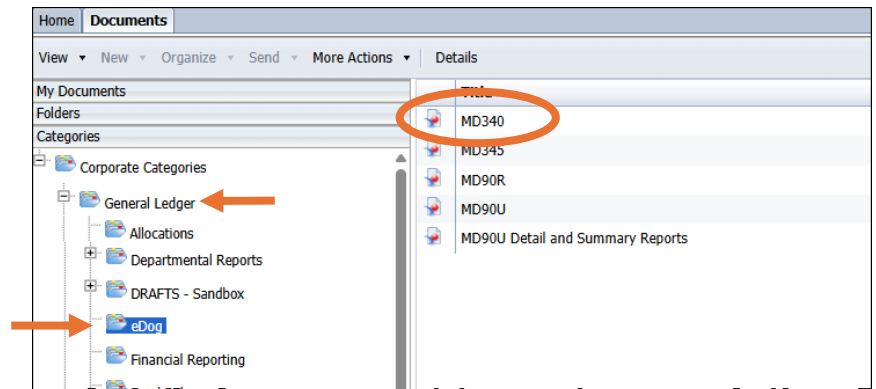


# BI Launch Pad Legacy System Reports

## MD340: Hospital Responsibility Report

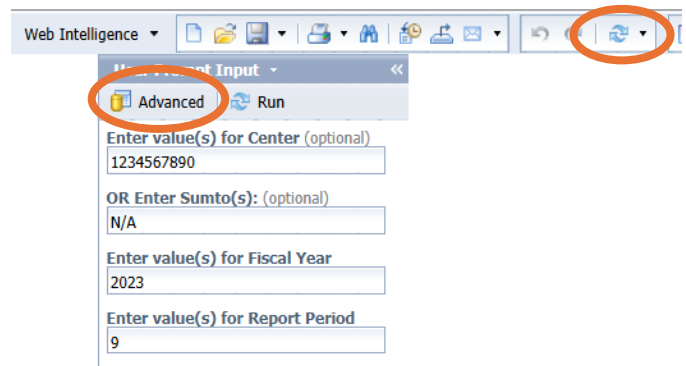
### Access

The MD340 report is available from the **eDog** universe within the General Ledger Category of BI Launch Pad. Once selected, **double-click** the **MD340** report to open the document on a new tab.

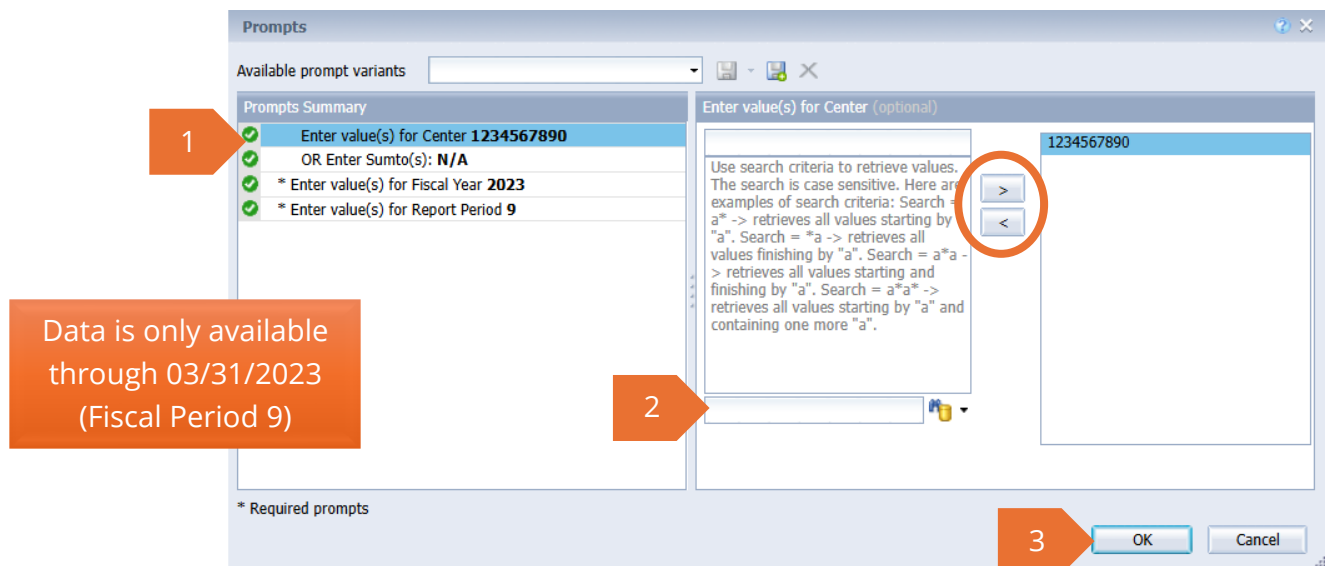


### Prompts

Click the **Refresh** or **Advanced** button to open the Advanced Prompts window.



1. All required (\*) prompts must have values.  
In the first two prompts, enter **either** a legacy center number **or** legacy Sumto, with **N/A** in the other.
2. Use the **Search** at the bottom if needed.
3. Click **OK** to run the report.



## Data

Report as of: 03/31/2023

## 340 HOSPITAL RESPONSIBILITY MONTHLY RE

1234567890 Sample Legacy Center

This Month				Year-To-Date						
Current Month Actual	Budget Revised Amt	Variance	Var%	Account	Account Descr	YTD Actual	Budget Revised YTD Amt	Variance	Var%	Budget Revised Annual Amt
A	B	C	D	E	F	G	H	I	J	K
(1,992)	(1,546)	(454)	(30)	40000	NURS CARE-OB	(1,324)	(1,322)	(2)	(0)	(1,546)
(1,883,532)	(2,231,725)	(348,193)	(16)	40000	NURS CARE-OB	(14,737,559)	(16,019,322)	(1,281,763)	(8)	(24,300,031)
					<b>Total Inpatient revenue</b>	<b>(17,592,383)</b>	<b>(21,561,644)</b>	<b>(3,969,261)</b>	<b>(18)</b>	<b>(28,216,489)</b>
(96,516)	(51,082)	45,434	89	40090	NURS SVC-OBSERVATION	(623,496)	(512,356)	111,140	22	(664,678)
<b>(96,516)</b>	<b>(51,082)</b>	<b>45,434</b>	<b>89</b>		<b>Total Outpatient revenue</b>	<b>(623,496)</b>	<b>(512,356)</b>	<b>111,140</b>	<b>22</b>	<b>(664,678)</b>
0	(95,104)	(95,104)	(100)	40200	E/R FEES I/P	1,323	(918,653)	(919,976)	(100)	(1,202,245)
(2,602,602)	(1,865,720)	736,882	39	40215	ANCIL SVC-I/P	(23,246,034)	(18,041,424)	5,204,610	29	(23,604,867)
0	0	0	0	40220	MED SURG SUPP-I/P	(0)	0	0	0	0
(17,547)	(26,290)	(8,743)	(33)	40305	SALES DRUGS-I/P	(202,005)	(263,691)	(61,686)	(23)	(342,086)
<b>(2,620,149)</b>	<b>(1,987,114)</b>	<b>633,035</b>	<b>32</b>		<b>Total Inpatient revenue</b>	<b>(23,446,716)</b>	<b>(19,223,768)</b>	<b>4,222,948</b>	<b>22</b>	<b>(25,149,198)</b>
0	(293,914)	(293,914)	(100)	40400	E R FEES	99	(2,833,025)	(2,833,124)	(100)	(3,709,458)
0	(18)	(18)	(100)	40405	CLINIC FEES	0	(194)	(194)	(100)	(248)
(978)	(7,080)	(6,102)	(86)	40414	PHASE II RECOVERY REVENUE	(16,881)	(68,460)	(51,579)	(75)	(89,571)
(184,498)	(128,397)	56,101	44	40415	ANCIL SVC-O/P	(1,496,447)	(1,272,580)	223,867	18	(1,655,450)
(24,428)	(23,493)	935	4	40505	SALES DRUGS-O/P	(194,937)	(235,640)	(40,703)	(17)	(305,697)
<b>(209,904)</b>	<b>(452,902)</b>	<b>(242,998)</b>	<b>(54)</b>		<b>Total Outpatient revenue</b>	<b>(1,708,166)</b>	<b>(4,409,899)</b>	<b>(2,701,733)</b>	<b>(61)</b>	<b>(5,760,424)</b>
<b>(4,810,101)</b>	<b>(4,722,823)</b>	<b>87,278</b>	<b>2</b>		<b>Total Gross patient revenue</b>	<b>(43,370,761)</b>	<b>(45,707,667)</b>	<b>(2,336,906)</b>	<b>(5)</b>	<b>(59,790,789)</b>
<b>(4,810,101)</b>	<b>(4,722,823)</b>	<b>87,278</b>	<b>2</b>		<b>Total Net patient service revenue, net of prov</b>	<b>(43,370,761)</b>	<b>(45,707,667)</b>	<b>(2,336,906)</b>	<b>(5)</b>	<b>(59,790,789)</b>
<b>(4,810,101)</b>	<b>(4,722,823)</b>	<b>87,278</b>	<b>2</b>	L	<b>Total operating revenue</b>	<b>(43,370,761)</b>	<b>(45,707,667)</b>	<b>(2,336,906)</b>	<b>(5)</b>	<b>(59,790,789)</b>

- A. Monthly actual for the period selected. **Note: Revenue shows as a (credit)**
- B. Monthly budget for the period selected
- C. Monthly Variance = Budget – Actual
- D. Monthly Variance % = Monthly Variance / Monthly Budget
- E. Legacy Account number
- F. Account description
- G. Year-to-date actual through the period selected
- H. Year-to-date budget for the period selected
- I. Year-to-date variance = YTD Budget – YTD Actual
- J. Year-to-date variance % = YTD Variance / YTD Budget
- K. Annual Budget
- L. Subtotals and Totals for each Account Rollup