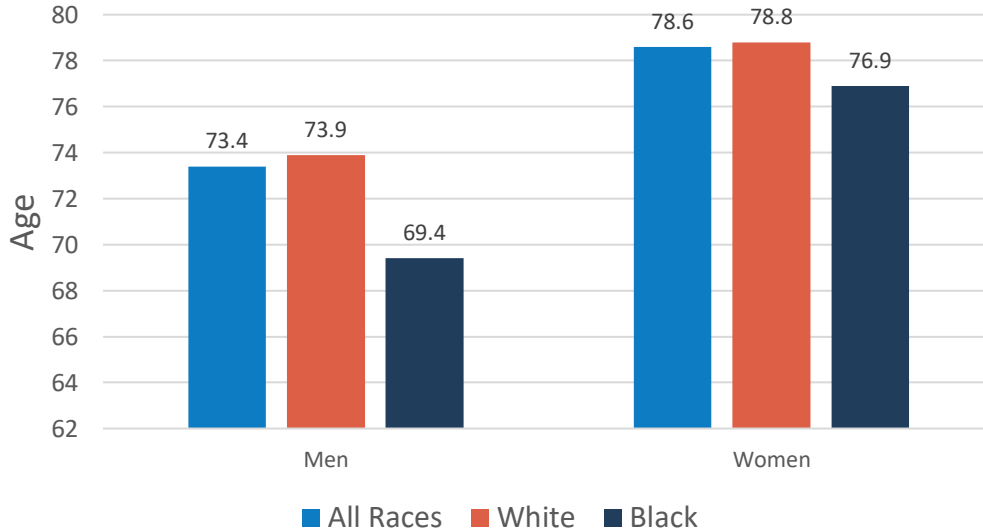


# LIFE EXPECTANCY

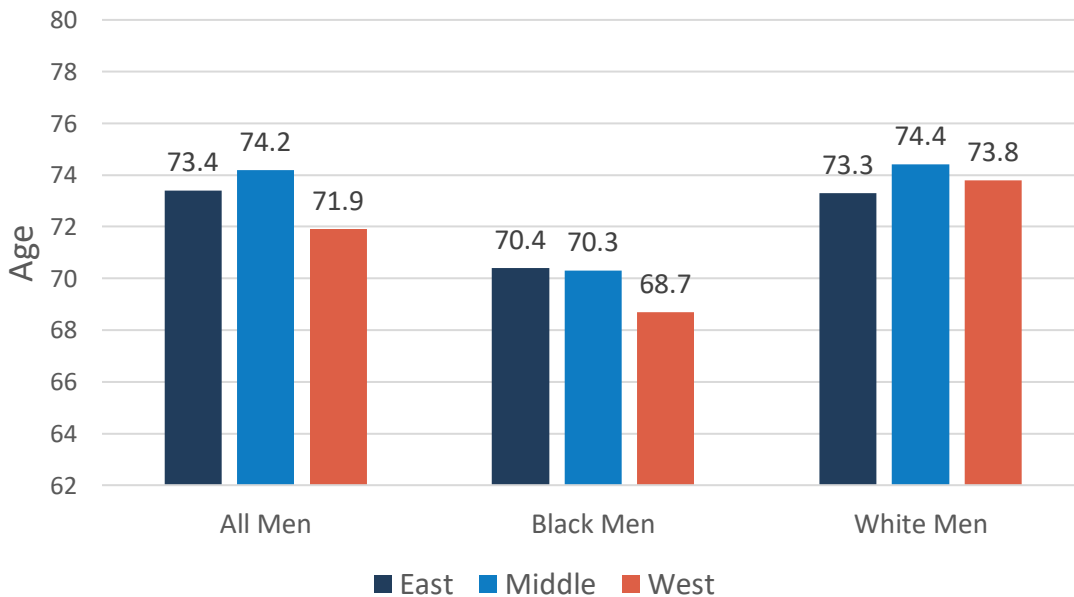
## LIFE EXPECTANCY OF TENNESSEANS BY SEX AND RACE



Life expectancy at birth for men in Tennessee was five years shorter than for women.

Black men were the only group of Tennesseans with a life expectancy at birth that was less than 70 years.

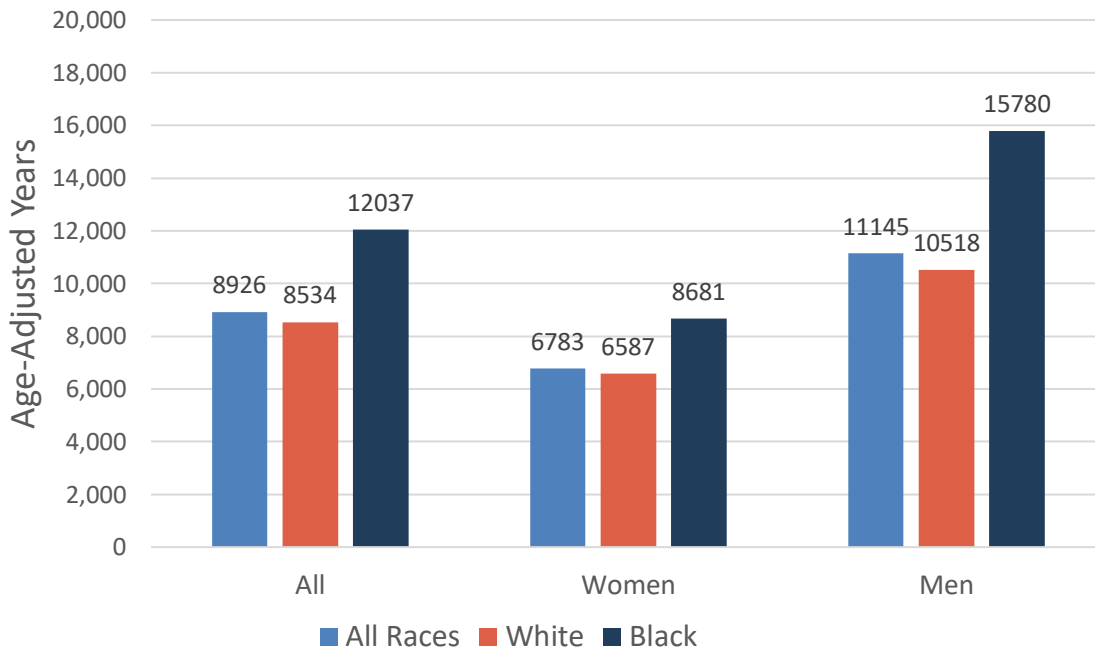
## LIFE EXPECTANCY AT BIRTH OF MEN IN TENNESSEE BY GRAND DIVISION AND RACE IN 2018



Life expectancy at birth was shorter for men in west Tennessee.

The gap between Black men and White men:  
 -East: 2.9 years  
 -Middle: 4.1 years  
 -West: 5.1 years

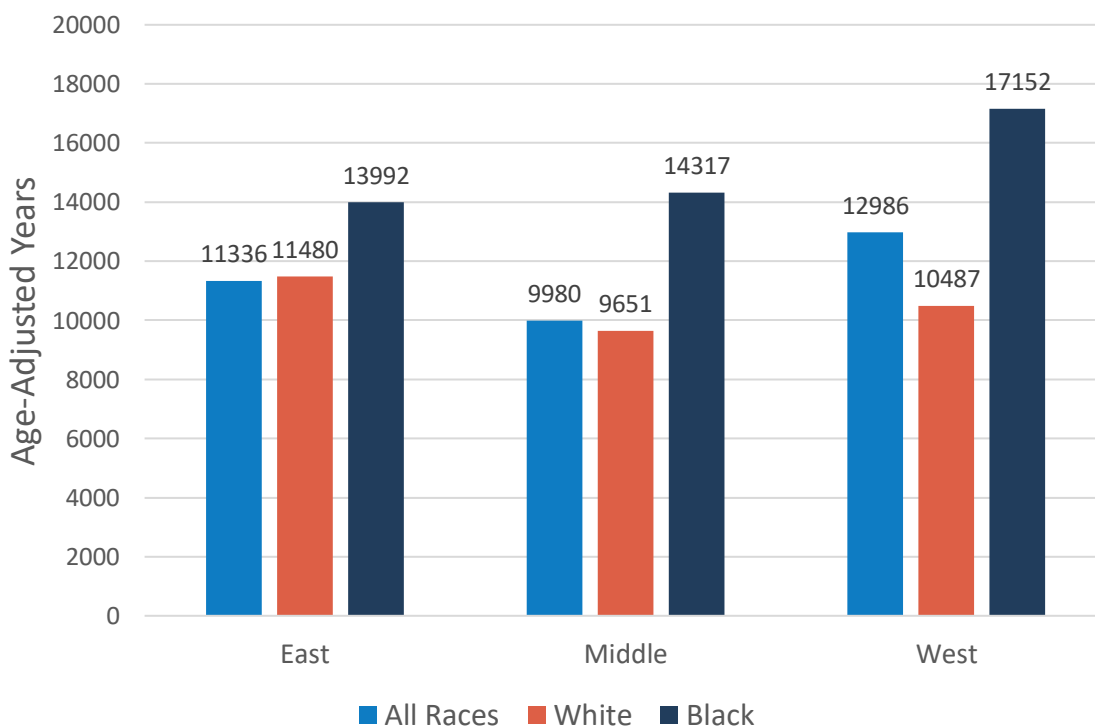
## AGE-ADJUSTED YEARS OF POTENTIAL LIFE LOST PRIOR TO AGE 75 BY RACE AND SEX IN TENNESSEE IN 2018



Men's rate of dying before the age of 75 years was higher than women.

Black men were 28% more likely than White men and 45% more likely than Black women to die before their 75<sup>th</sup> birthday.

## AGE-ADJUSTED YEARS OF POTENTIAL LIFE LOST PRIOR TO AGE 75 BY RACE AND GRAND DIVISION IN TENNESSEE IN 2018



When compared with men in East and Middle Tennessee, men in West Tennessee were more likely to die before the age of 75 years.

In West Tennessee, Black men were 31.2% more likely to die before their 75<sup>th</sup> birthday than White men.