

VUMC

Room Pressure Monitors

Units Housing COVID-19 Patients

MCE N-8
8T3 (MICU)
VCH 5C

Isolation Room Monitor Alarm Response




This device monitors the isolation room atmospheric pressure relative to the area outside this room. These isolation rooms are constantly monitored by the DELTA Operation Center.

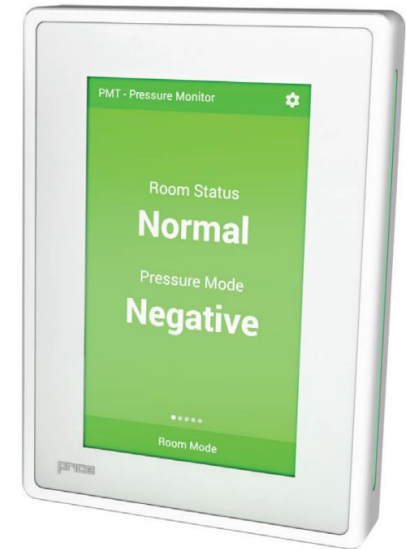
When the room status changes to **ALARM** take the following action(s):

1. Close the door to the patient room.
2. Move any items (furnishings, linen, etc.) blocking the return vents inside the patient room.
3. If the room status does not change back to NORMAL status:
 1. Install a portable HEPA filter unit in the room (available through the Service Center).
 2. Contact Facilities Management at 2-2041 to report the problem.

Antec Touchscreen Room Pressure Monitor

Installed in the following locations:
VCH 5C: 5535; 5536

Mode	Status	LCD Display	LED Bars	Alarm
Negative/Positive Pressure Monitoring (Room Occupied)	Normal - Pressure reading within low / high set points		Green	Off
Negative/Positive Pressure Monitoring (Room Occupied)	Alarm - Pressure reading outside low / high alarm set points <i>No actions required by staff. Alarms monitored at Delta.</i>		Red	On
Neutral (Room Setback)	Setback - Pressure measured but no alarms <i>Default mode when door is open</i>		Blue	Off



TSI 8360(PresSura) Room Pressure Monitor

Installed in the following locations:

CCT 8 (MICU):

8601; 8621; 8623; 8627; 8631A; 8656



There are 3 possible states for these monitors:

1. The door is CLOSED and the pressure is CORRECT – **Green Light On**
2. The door is OPEN and recognized by the door switch, so “Alarm is Deactivated” - **Green Light On**
3. The door is CLOSED and the PRESSURE IS INCORRECT – **Red Light On** – Alarm condition with alarm sent to Delta

TSI RMP10 (PresSura) Touchscreen Room Pressure Monitor

Installed in the following locations:

- MCE N – 8: 8733; 8734; 8753; 8754
- MCE N – 7: 7735; 7737; 7753; 7754
- MCE N – 6: 6735; 6737; 6753; 6754



Room Indicator Colors

Green	The screen icon is colored green (NORMAL) when the room pressure and/or other configured measurements are adequate. This light indicates the room is operating safely. If a set point cannot be maintained or an alarm limit has been reached, the green light turns off and the red alarm light turns on.
Red	The room icon is colored red (ALARM) when the room pressure and/or other configured measurements are not within alarm limits. This light indicates the room is not operating safely. The display screen will also indicate the type of alarm or an emergency message.