

Hand Hygiene Mobile App User Guide – iOS

Table of Contents

<u>CONTENTS</u>	<u>PAGE #</u>
System Requirements	2
Adding Site to Home Screen	2-8
1. Launch Web Browser	2
2. Enter Web Address	2
3. Enter Credentials	2
4. Create Passcode	3
5. Add to Home Screen	4-8
Observation Entry	9-14
Key Points	15

System Requirements

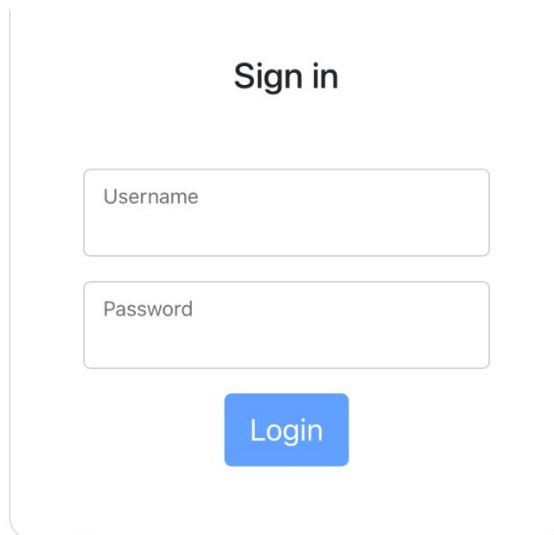
This mobile app will work for both Android and iOS users.

PREREQUISITE – You must be on the VUMC Employee Network or utilizing VPN to access the Hand Hygiene Mobile App.

Adding site to Home Screen

iOS User

1. **Launch Web Browser:** Launch any web browser (Chrome or Safari) on your device.
2. **Enter Web Address:** Enter the following website address in the search bar:
<https://handhygiene.app.vumc.org>
3. **Enter Credentials:** You will be asked to authenticate with your VUMC ID and Password during the process:



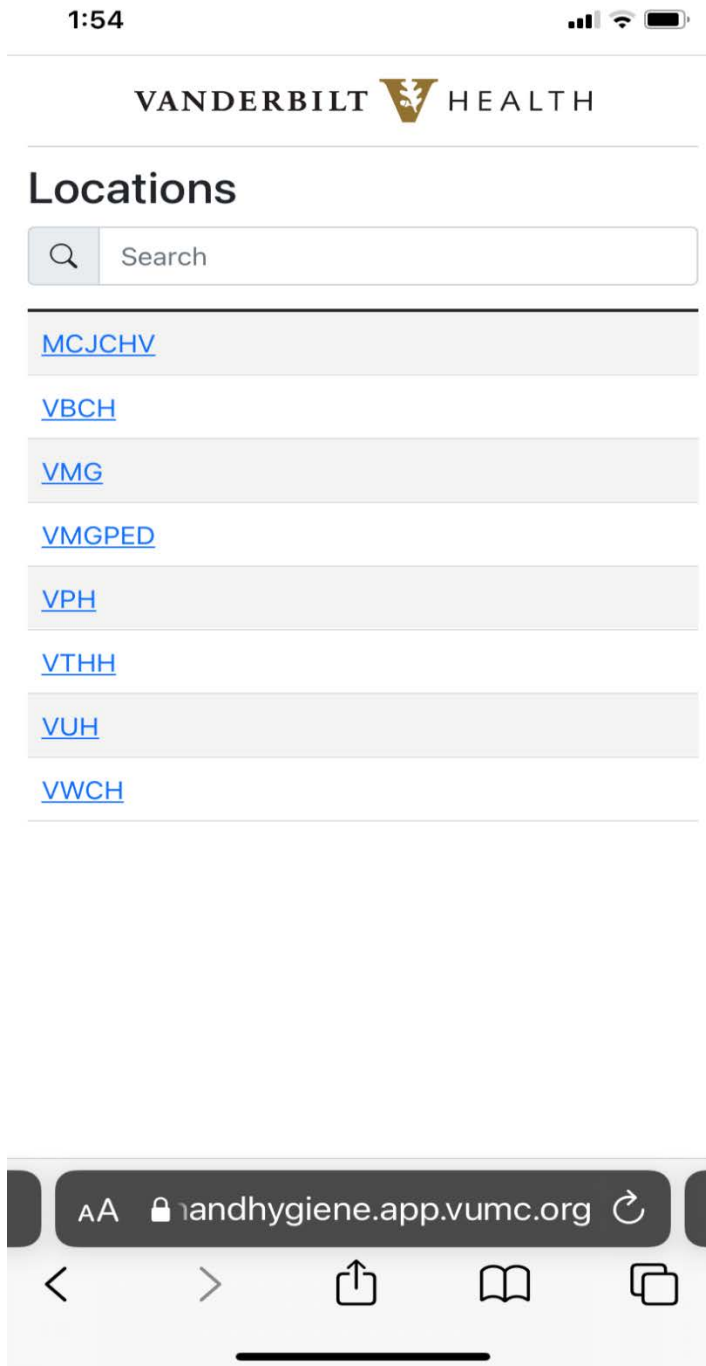
A sign-in form with a light gray border and rounded corners. At the top, the text "Sign in" is centered. Below it are two input fields: "Username" and "Password", each with a light gray border and rounded corners. At the bottom, there is a blue "Login" button with white text.

4. **Create Password:** You will be asked to set up a 5-digit passcode to access the application quickly for future use. You will use this passcode each time you return to the mobile app.

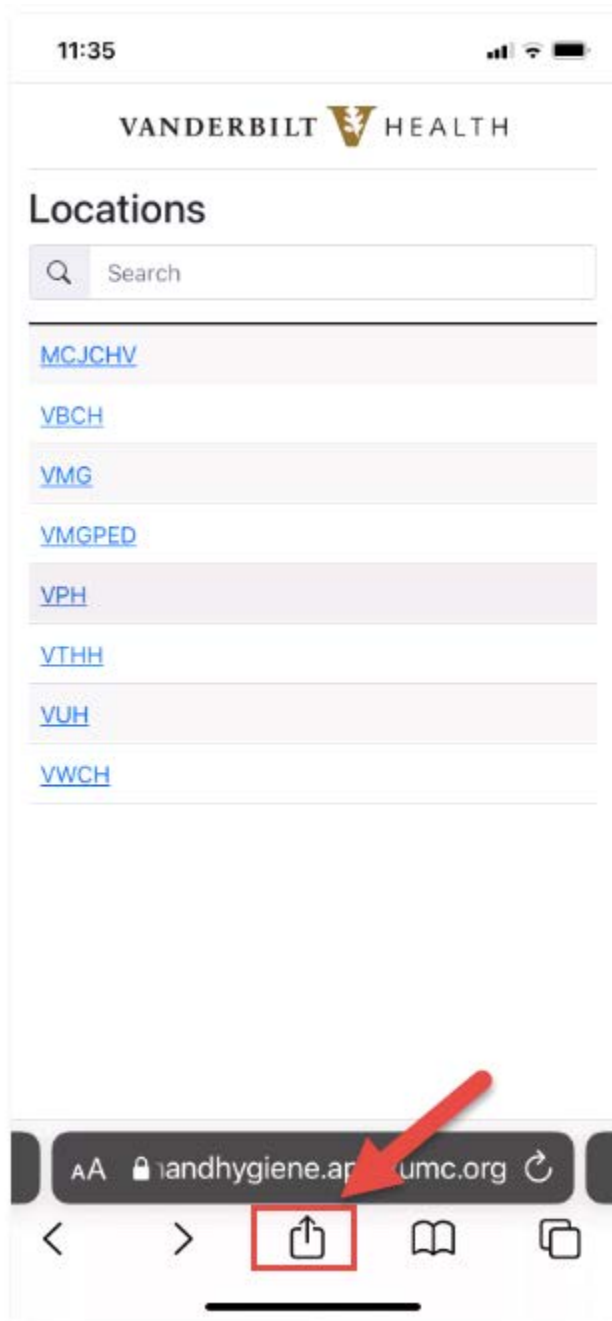


5. Add to Home Screen:

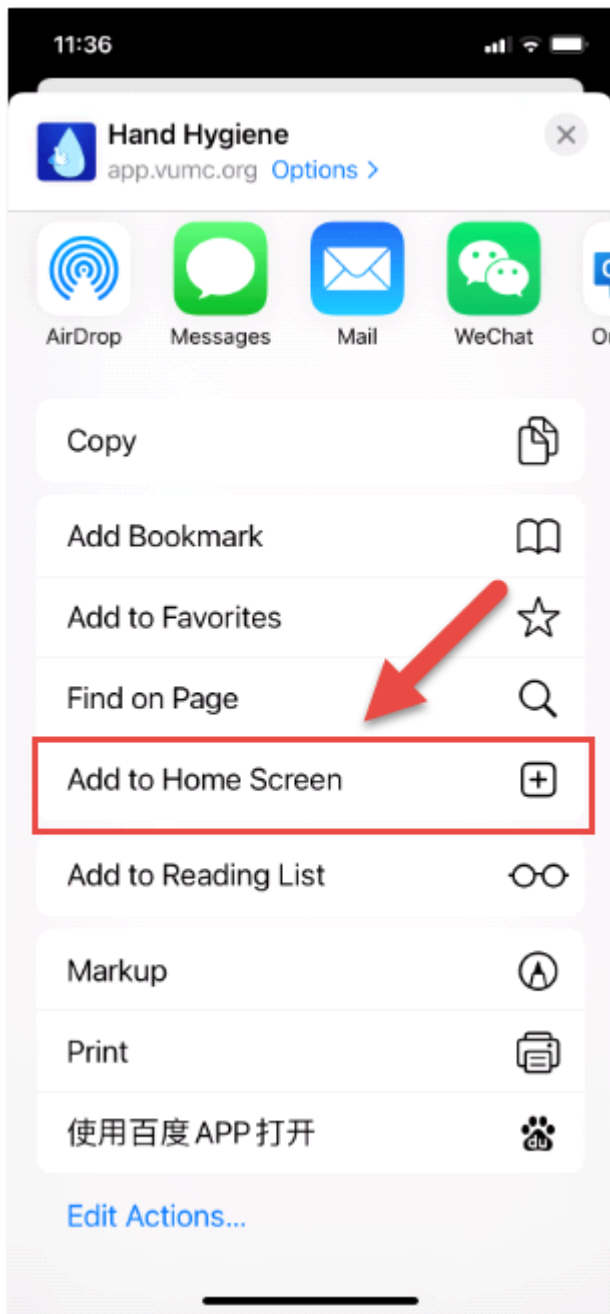
- A. Once you create your password, you will be prompted to the “Locations” screen:



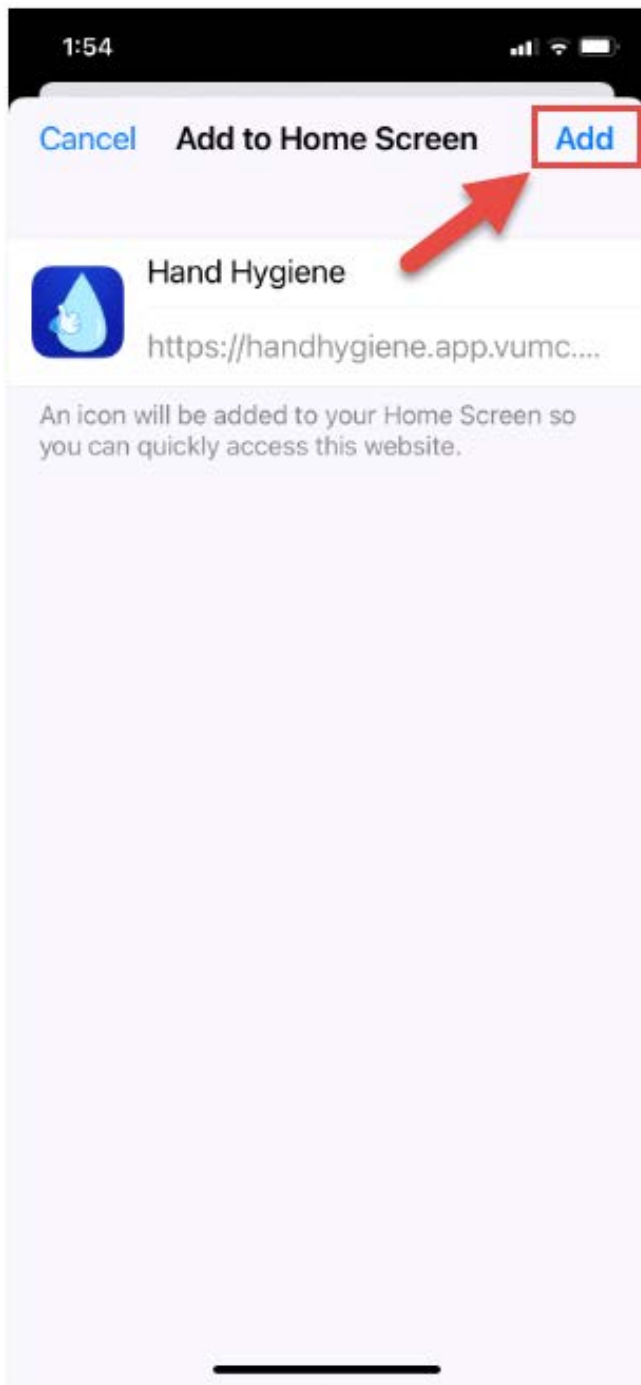
B. Click the upload icon in the bottom of the 'Locations' screen:




C. Once the below options appear, you can click “Add to Home Screen”:



D. A message box will then pop up. Click “Add”.

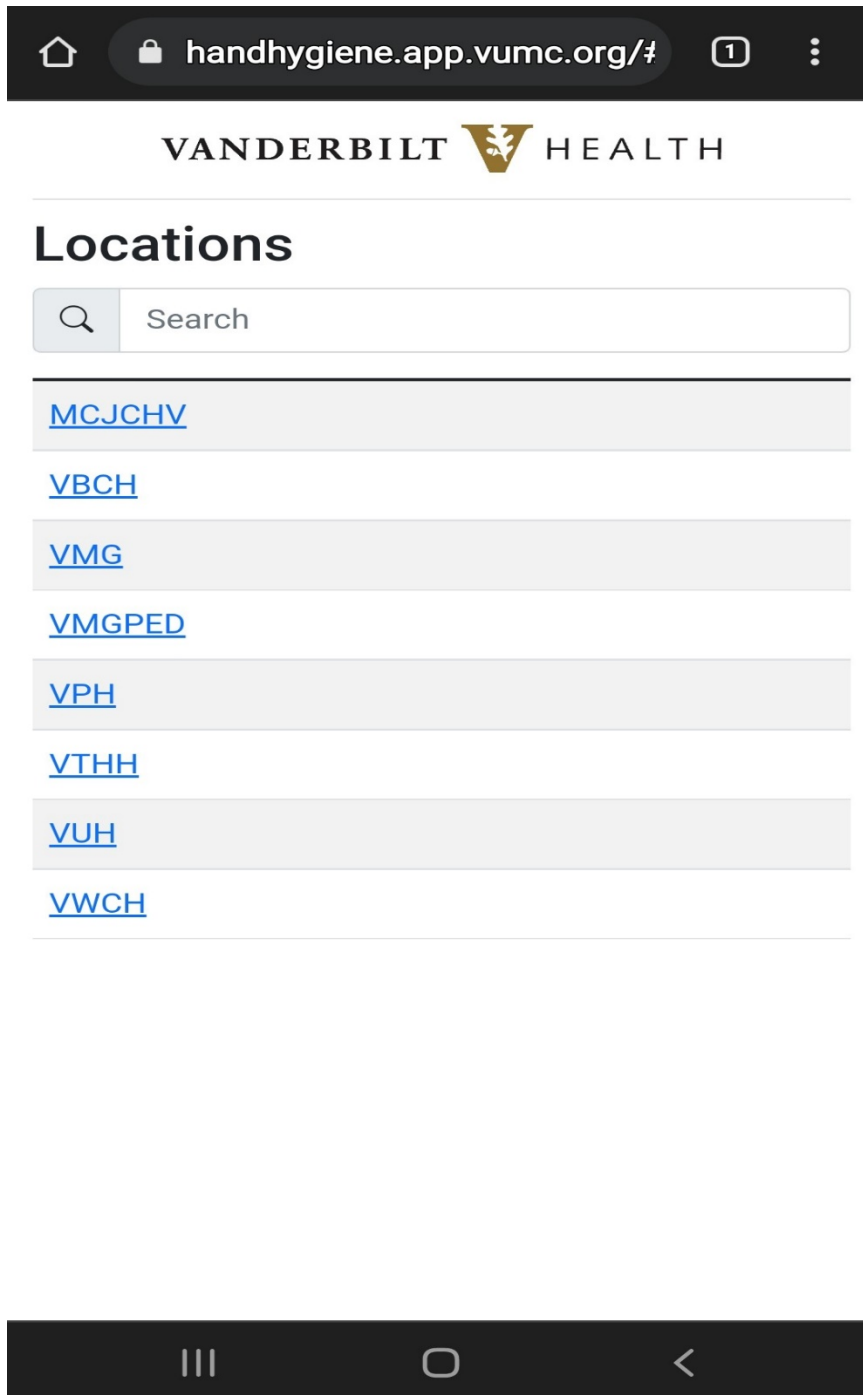


E. You should then see the below app icon (Hand Hygiene) on your home screen:

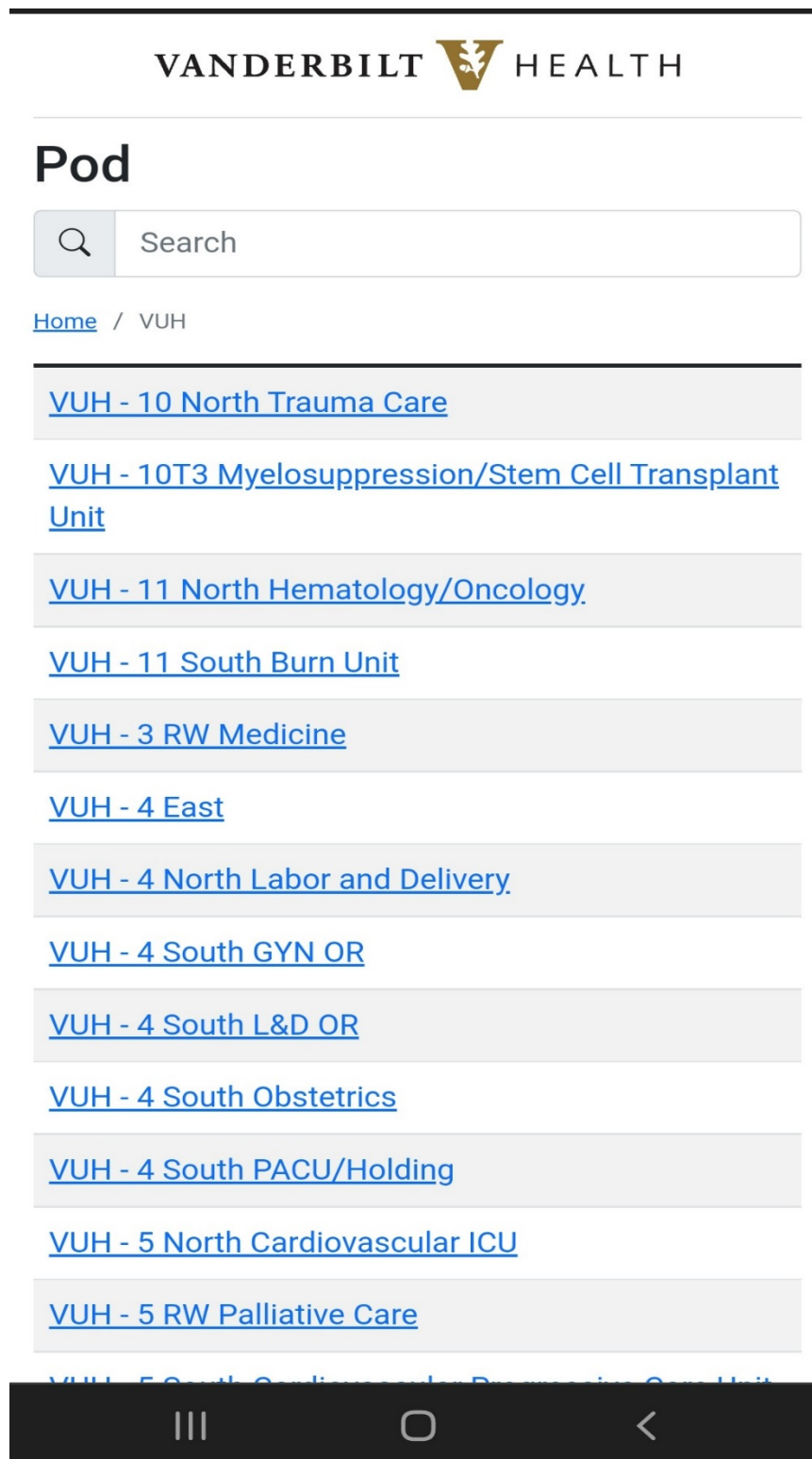


Observation Entry





1. Launch: Click the Hand Hygiene mobile app icon on your device home screen.
2. The “Locations” page will open. Select the location you are observing:




3. Next the “Pod” screen will appear. Select the pod you are observing:




4. Next the “Roles” screen will appear. A full listing of the roles of individuals observed will be displayed on the screen. Choose the role of the individual you are observing:

  handhygiene.app.vumc.org/  

VANDERBILT  **HEALTH**

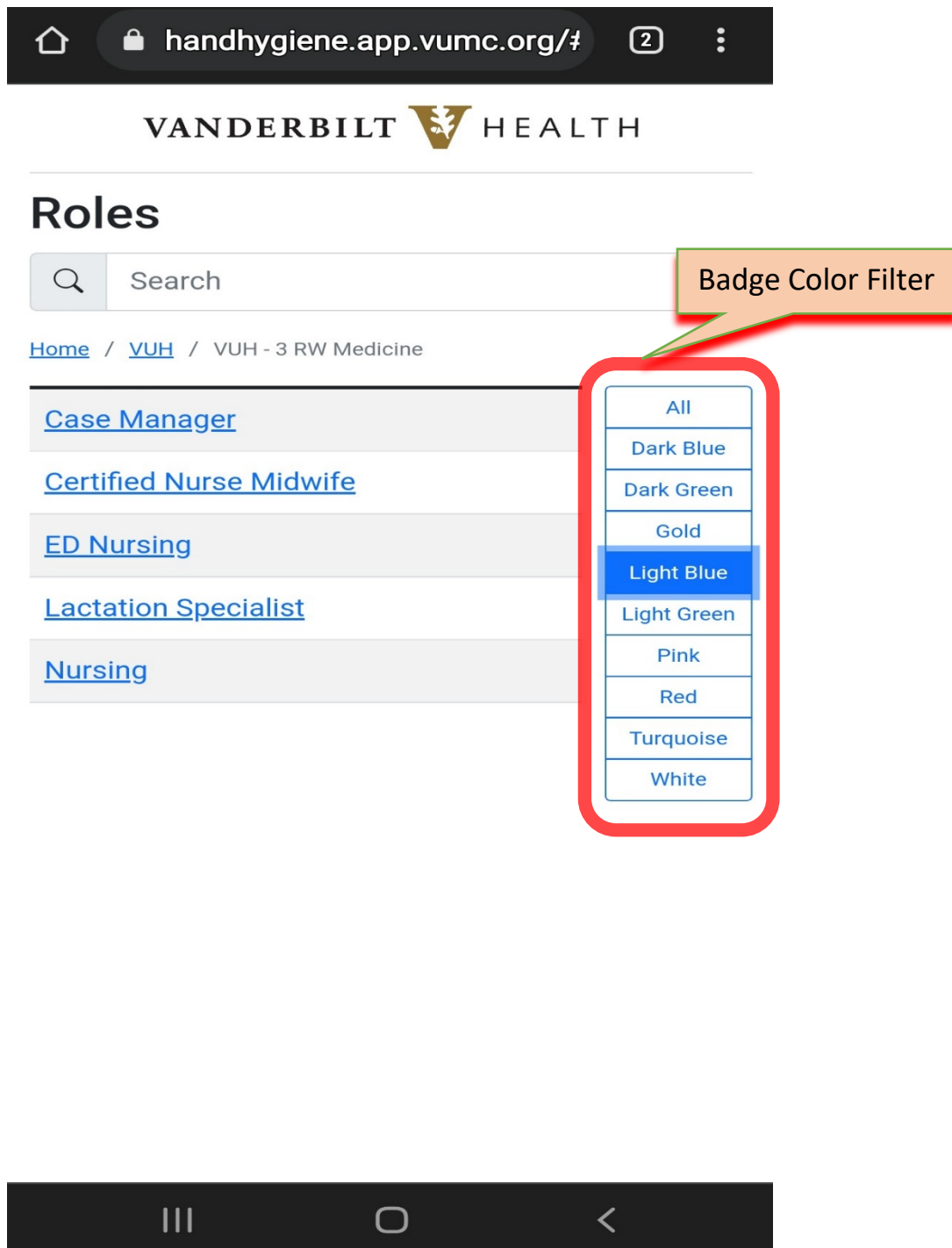
Roles



[Home](#) / [VUH](#) / VUH - 3 RW Medicine


Activity Coordinator	All
Aesthetician	Dark Blue
Ambulance Personnel	Dark Green
Anesthesia Technician	Gold
Anesthesiologist	Light Blue
Any Other Resident/Intern	Light Green
Any Other Student	Pink
Audiologist	Red
Behavior Consultant	Turquoise
Care Partner	White
Case Manager	
Cast Room Technician	
Certified Athletic Trainer	

5. You can filter the roles by the color of the badge on the right of the screen. Select the role of the individual you are observing:



6. The next screen is the “Observation” form for you to complete.

- You will select whether the observation is “Before Entry” or “Upon Exit”
- You will then select either “Hand Hygiene Performed” or “Hand Hygiene NOT Performed.”
 - If “Hand Hygiene NOT Performed” is selected, it will allow you to add “Counseling Performed”. You would select this if you performed a “cup of coffee” conversation regarding the non-compliant observation.
- There is also an option for “Contact Precautions” if the patient room is a contact precautions room.
 - If this selection is checked, there are selections for “Gown Worn” and “Gloves Worn.”
- Once you fill out the form, click the submit button.


VANDERBILT  HEALTH

Observation

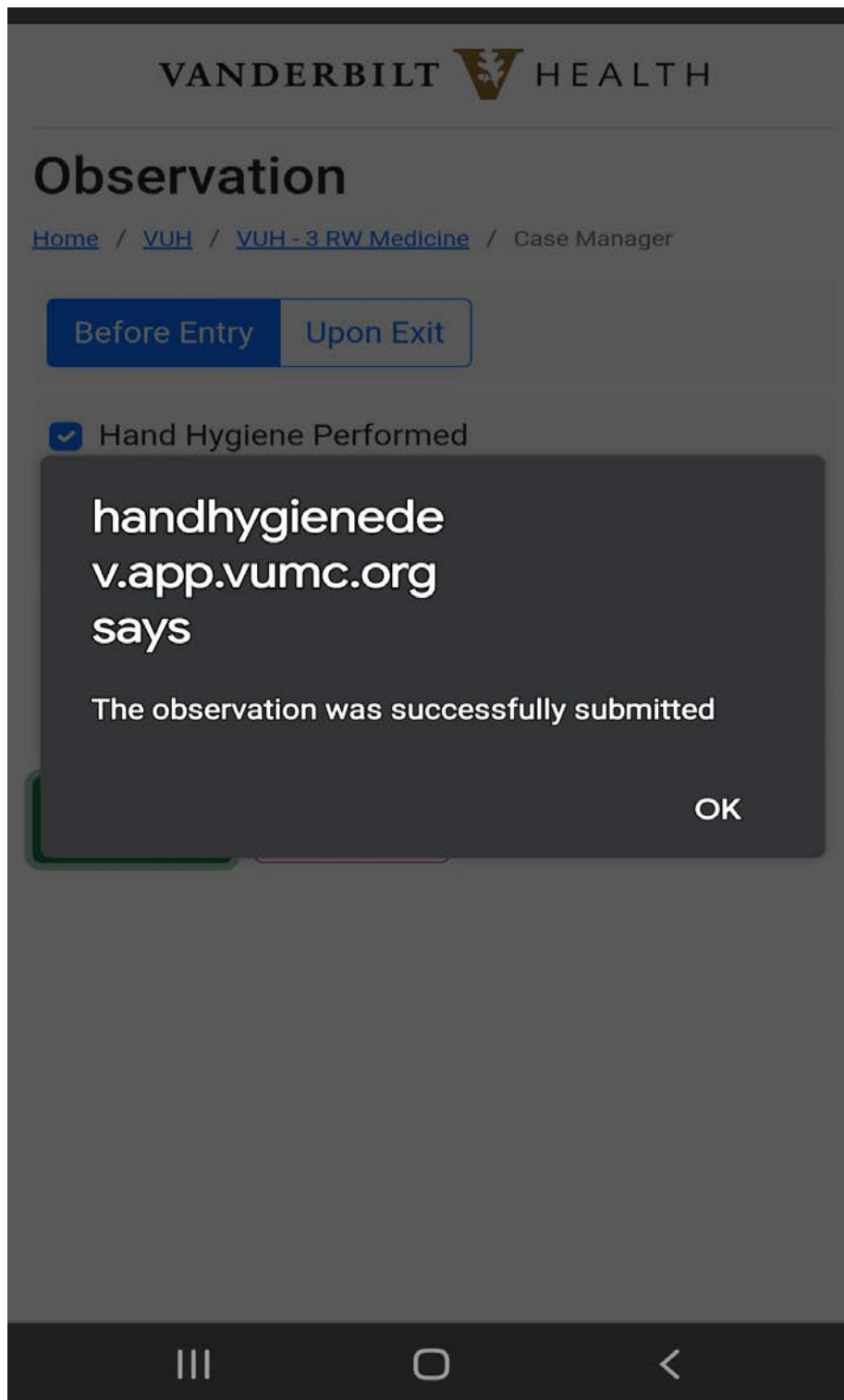
[Home](#) / [VUH](#) / [VUH - 3 RW Medicine](#) / Case Manager

☐ Hand Hygiene Performed
☐ Hand Hygiene NOT Performed
☐ Counseling Performed

☐ Contact Precautions
☐ Gown Worn
☐ Gloves Worn



7. A message will pop up to confirm the record has been successfully submitted.



Key Points

1. Before submitting an observation, if you navigate to a previous screen the work will not be saved. You need to navigate back to the observation form, fill out the form and then click submit.
2. If during an observation you switch to another web browser/app (other than the Hand Hygiene Mobile App), you will be prompted to enter your password when you return to the Hand Hygiene Mobile App.
3. You must be on the VUMC Employee Network or utilizing VPN to access the Hand Hygiene Mobile App.