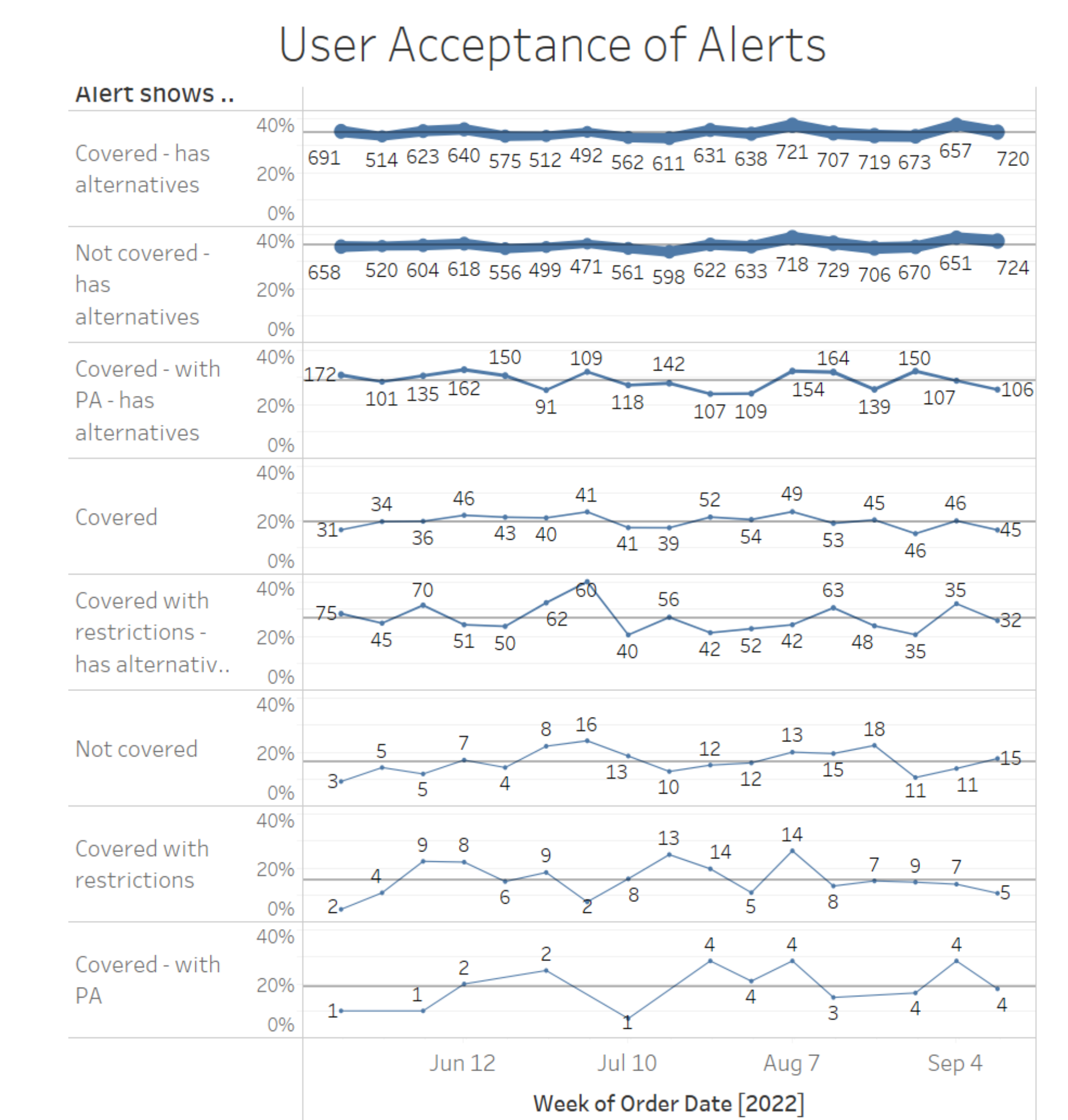
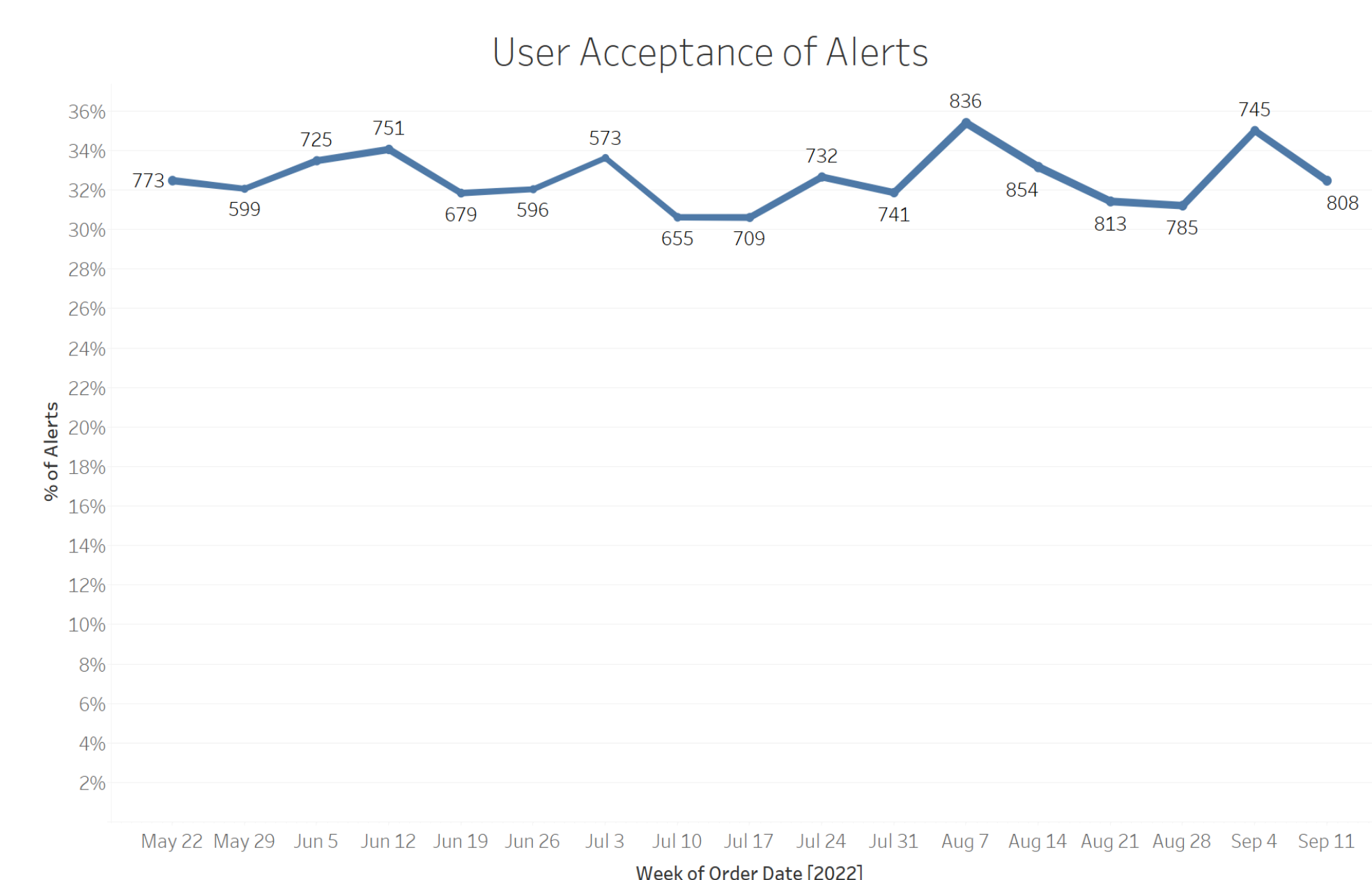
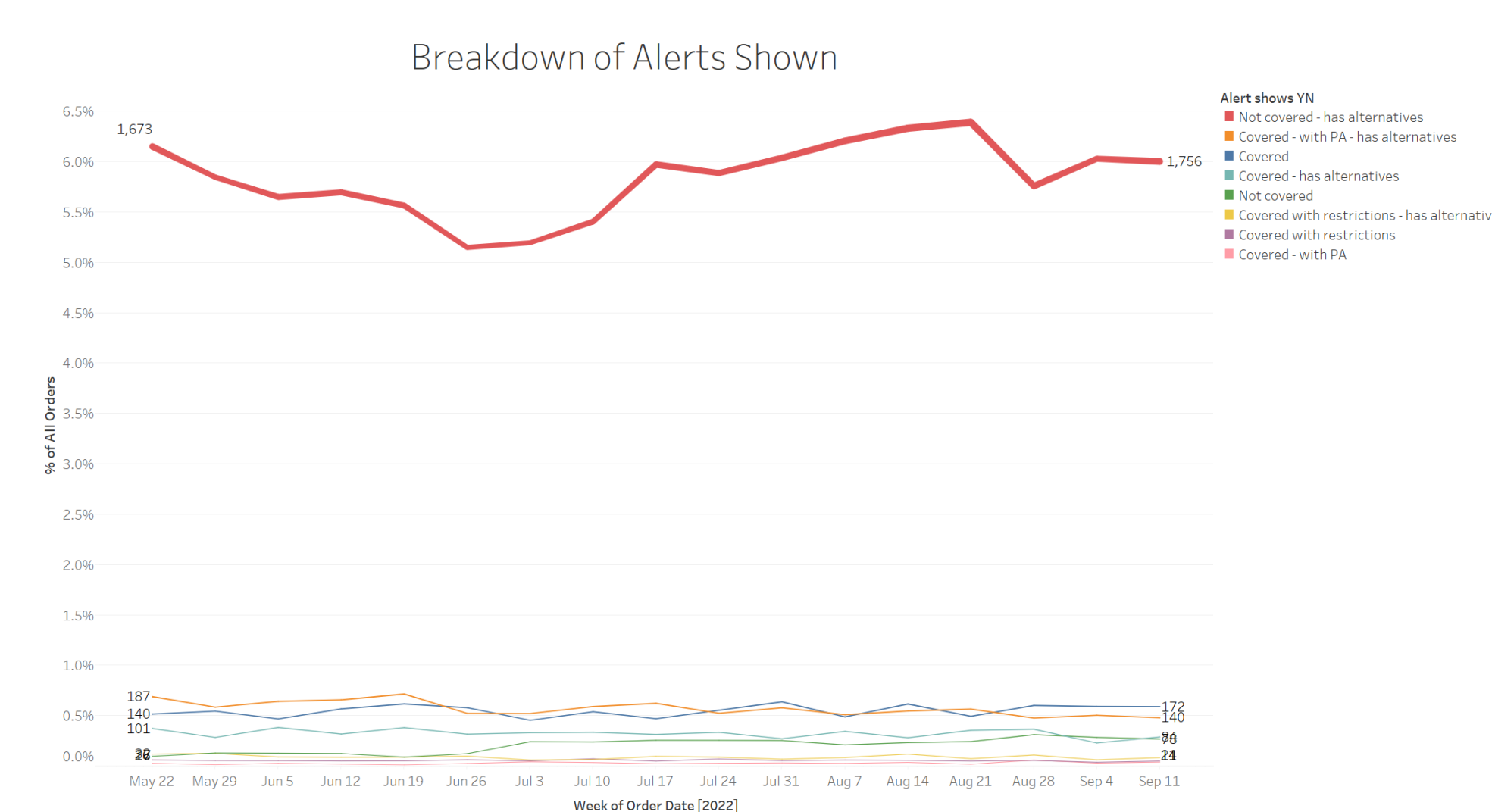


Price transparency saves patients an average of \$20 per month in co-pay costs

Price transparency at the point of prescribing with real-time prescription benefits (RTPB)

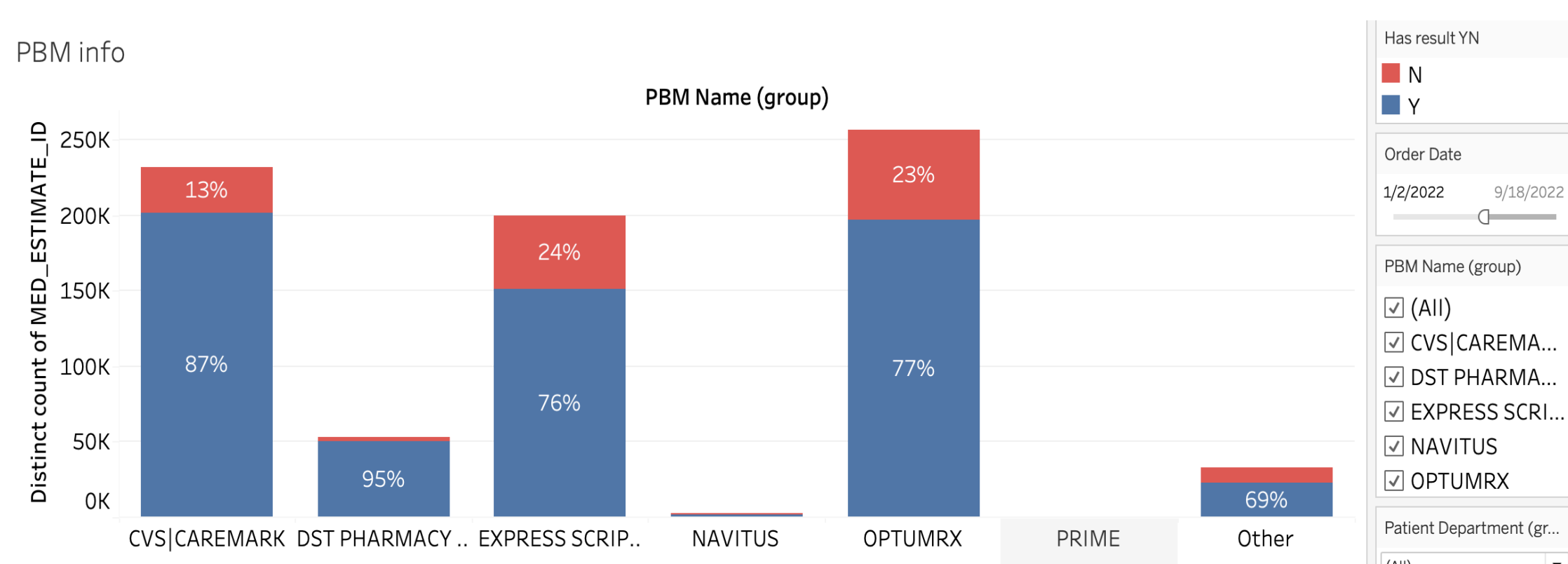


INTRO

- How much will this medication cost?
- Will a prior authorization be required?
- What alternatives present fewer hurdles?

METHODS

- External vendors capture data on 75% of orders.
- An alert is pushed to prescriber based on 2 criteria:
 - Prior Authorization (PA) required
 - Price savings of greater than 20 cents per day and copay greater than \$10 per fill



RESULTS

Co-pay costs

Month of Order Date	Median Patient Cos..	Avg. Patient Cost Savings	Patient Cost Savings	Distinct count of L..
October 2022	\$6.16	\$20.92	\$5,062.21	2,354
September 2022	\$0.00	\$22.34	\$5,674.65	3,125
August 2022	\$0.00	\$6.02	\$1,781.59	3,406
July 2022	\$0.20	\$27.41	\$7,180.92	2,597
June 2022	\$0.00	\$7.72	\$2,731.79	2,755
May 2022	\$0.00	\$6.58	\$1,551.80	3,150
April 2022	\$59.76	\$65.10	\$6,314.63	3,102
March 2022	\$50.00	\$69.05	\$6,214.79	3,103
Grand Total	\$0.00	\$19.94	\$36,512.38	23,592

Daily savings

Month of Order Date	Median Patient Cost ..	Avg. Patient Cost Savings ..	Patient Cost Savings	Distinct count of LME ID
October 2022	\$0.38	\$4.18	\$5,062.21	2,354
September 2022	\$0.22	\$1.66	\$5,674.65	3,125
August 2022	\$0.27	\$0.73	\$1,781.59	3,406
July 2022	\$0.23	\$1.88	\$7,180.92	2,597
June 2022	\$0.00	\$1.14	\$2,731.79	2,755
May 2022	\$0.00	\$1.64	\$1,551.80	3,150
April 2022	\$3.45	\$8.46	\$6,314.63	3,102
March 2022	\$5.13	\$16.64	\$6,214.79	3,103
Grand Total	\$0.27	\$2.87	\$36,512.38	23,592

DISCUSSION

- Providing **real time prescription benefits** to prescribers helps to **decrease financial burden** on patients.

Austin Fitts, PharmD; Scott D. Nelson, PharmD, MS, FAMIA, ACHIP



Take a picture to download the full poster

