

VUMC Physicians (CME Credit)

You must meet the course requirements of answering 80% of the questions, which is 16 questions, to claim Continuing Education Credits.

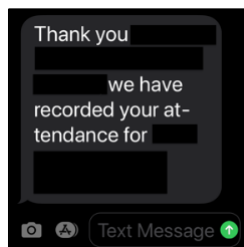
Note before proceeding to steps below: QuizTime is the platform that delivers course questions to our learners. A separate system, CloudCME, is used to award and track Continuing Education credits for each QuizTime course. Learners are **required** to set up **accounts in both systems**.

1. Set up a CloudCME account if you do not have one by clicking on the link below.

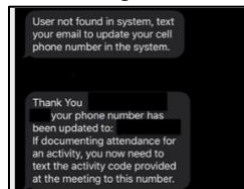
VUMC Faculty and Staff Link:

https://res.cloudinary.com/dket7ukn0/image/upload/v1606940309/quiztime/VUMC_Faculty_and_Staff_How_to_Create_a_CloudCME_Account.pdf (If the link does not work, please copy/paste the URL into your web browser.)

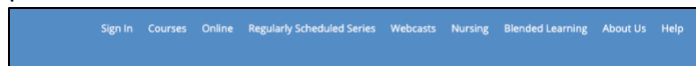
2. Text **42020** to **1-855-776-6263** within 14 days.
3. Recorded attendance will receive the below message with your name, degree and course name.



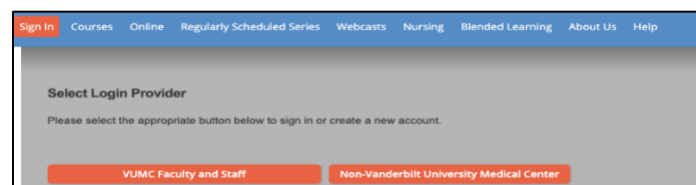
4. Non-recorded attendance will receive the below message.



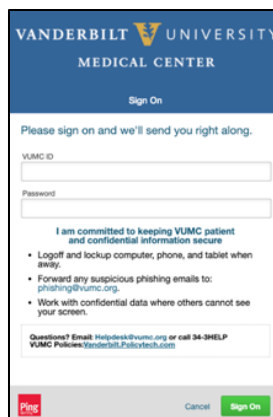
5. Complete steps in text message above to record your attendance.
6. Go to <https://vumc.cloud-cme.com>.
7. Select **Sign In** from the upper left corner of the blue ribbon.



8. Select VUMC Faculty and Staff.



9. Sign in with your VUMC ID and password.




VUMC Physicians (CME Credit)

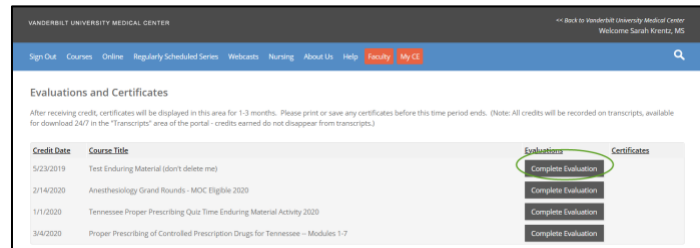
- Click on the **MyCE** tab on the right side of the blue ribbon. (You should still be signed in to CloudCME. If not, sign back in at [https://vumc.cloud-cme.com/.](https://vumc.cloud-cme.com/))




- Click on the **Evaluation and Certificates** box.



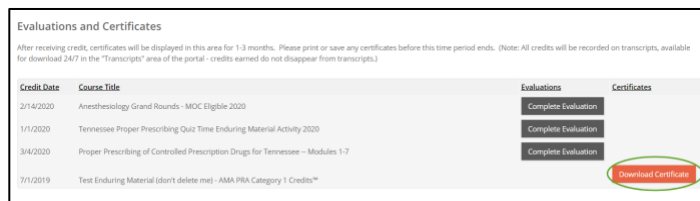
- Complete the evaluation next to the activity you completed. **(NOTE: YOU MUST COMPLETE THE EVALUATION FOR YOUR CREDITS TO APPEAR ON YOUR CERTIFICATE OR TRANSCRIPT.)**



- Answer all evaluation questions and **Submit**. Once the evaluation has been completed and submitted, an option to download and print your certificate will become available.



- Download certificate.

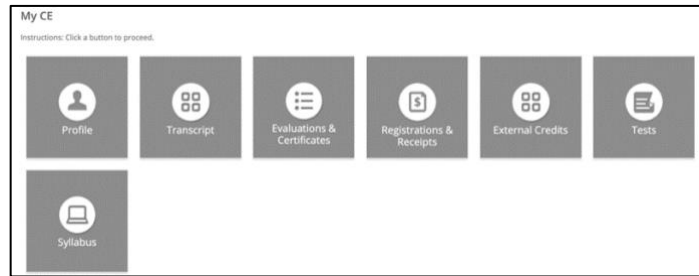


- Follow the instructions below to download a copy of your **official transcript**.
- Click on the **MyCE** tab on the right side of the blue ribbon. (You should still be signed in to CloudCME. If not, sign back in at [https://vumc.cloud-cme.com/.](https://vumc.cloud-cme.com/))

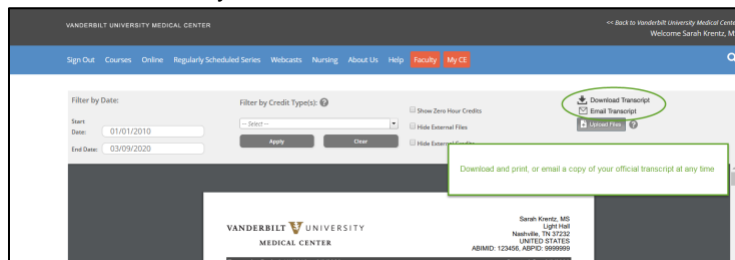


VUMC Physicians (CME Credit)

17. Click on the **Transcript** box.



18. Download transcript. Print or email at anytime.



Vanderbilt University Medical Center is accredited by the Accreditation Council for Continuing Medical Education to provide continuing medical education for physicians.

Vanderbilt University Medical Center designates this enduring material for a maximum of 4 *AMA PRA Category 1 Credit(s)*[™]. Physicians should claim only the credit commensurate with the extent of their participation in the activity.

Course Director: Matthew D. McEvoy, MD

Course Item Writers: Bonnie Miller, MD, MMHC; Matthew McEvoy, MD, Tyler Barrett, MD, MSCI, FACEP, FHRS; David A. Edwards, MD, Amanda S. Mixon, MD, Mark J. Rice, MD; David Walsh, MD and Sabrina Poon, MD, MPH

Course Reviewers: Bonnie Miller, MD, MMHC; Kim V. Garvey, MLIS, MS, PhD and Rob Bland, BA, MS

CME Activity Director: Bonnie Miller, MD, MMHC

CME Activity Coordinator: Jacinda Funderburk

Faculty, course director, course item writers, course reviewers, CME Activity Director and CME Activity Coordinator indicated they have no financial relationships related to the content of this activity to disclose.