

## VUMC Nurse (CNE Credit)

**You must meet the course requirements of answering 80% of the questions, which is 16 questions, to claim Continuing Education Credits.**

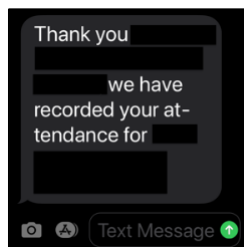
**Note before proceeding to steps below:** QuizTime is the platform that delivers course questions to our learners. A separate system, CloudCME, is used to award and track Continuing Education credits for each QuizTime course. Learners are **required** to set up **accounts in both systems**.

1. Set up a CloudCME account if you do not have one by clicking on the link below.

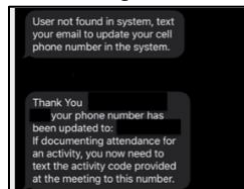
### **VUMC Faculty and Staff Link:**

[https://res.cloudinary.com/dket7ukn0/image/upload/v1606940309/quiztime/VUMC\\_Faculty\\_and\\_Staff\\_How\\_to\\_Create\\_a\\_CloudCME\\_Account.pdf](https://res.cloudinary.com/dket7ukn0/image/upload/v1606940309/quiztime/VUMC_Faculty_and_Staff_How_to_Create_a_CloudCME_Account.pdf) (If the link does not work, please copy/paste the URL into your web browser.)

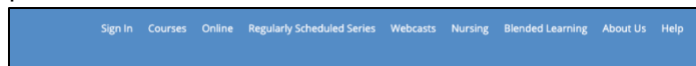
2. Text **42020** to **1-855-776-6263** within 14 days.
3. Recorded attendance will receive the below message with your name, degree and course name.



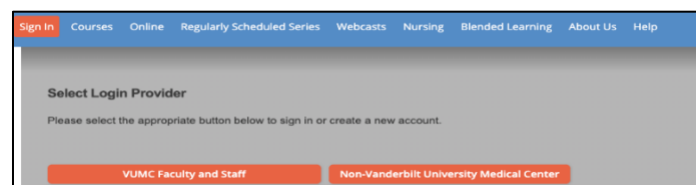
4. Non-recorded attendance will receive the below message.



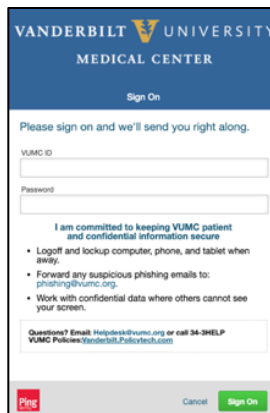
5. Complete steps in text message above to record your attendance.
6. Go to <https://vumc.cloud-cme.com>.
7. Select **Sign In** from the upper left corner of the blue ribbon.



8. Select VUMC Faculty and Staff.



9. Sign in with your VUMC ID and password.




VUMC Nurse (CNE Credit)

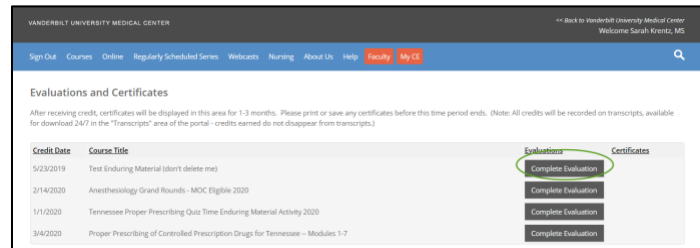
- Click on the **MyCE** tab on the right side of the blue ribbon. (You should still be signed in to CloudCME. If not, sign back in at [https://vumc.cloud-cme.com/.](https://vumc.cloud-cme.com/))




- Click on the **Evaluation and Certificates** box.



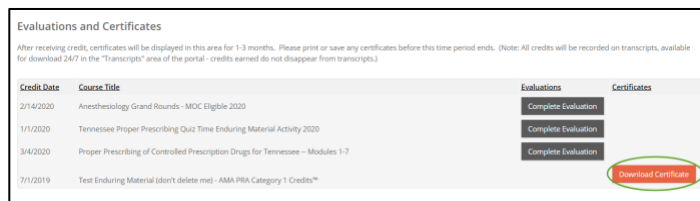
- Complete the evaluation next to the activity you completed. **(NOTE: YOU MUST COMPLETE THE EVALUATION FOR YOUR CREDITS TO APPEAR ON YOUR CERTIFICATE OR TRANSCRIPT.)**



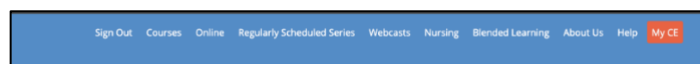
- Answer all evaluation questions and **Submit**. Once the evaluation has been completed and submitted, an option to download and print your certificate will become available.



- Download certificate.

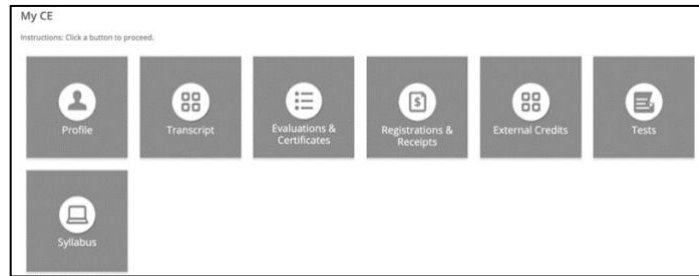


- Follow the instructions below to download a copy of your **official transcript**.
- Click on the **MyCE** tab on the right side of the blue ribbon. (You should still be signed in to CloudCME. If not, sign back in at [https://vumc.cloud-cme.com/.](https://vumc.cloud-cme.com/))

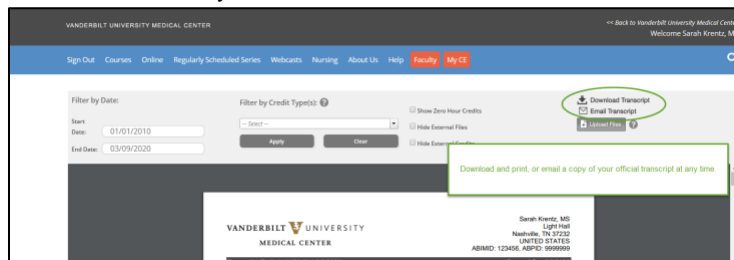


## VUMC Nurse (CNE Credit)

17. Click on the **Transcript** box.



18. Download transcript. Print or email at anytime.



\*\*\*\*\*

Vanderbilt University Medical Center, Nursing Education and Professional Development, is accredited as a provider of nursing continuing professional development by the American Nurses Credentialing Center's Commission on Accreditation.

Vanderbilt University Medical Center, Department of Nursing Education and Professional Development, designates this activity for a maximum of 4.0 Contact Hours.

Course Director: Matthew D. McEvoy, MD

Course Item Writers: Bonnie Miller, MD, MMHC; Matthew McEvoy, MD, Tyler Barrett, MD, MSCI, FACEP, FHRS; David A. Edwards, MD, Amanda S. Mixon, MD, Mark J. Rice, MD; David Walsh, MD and Sabrina Poon, MD, MPH

Course Reviewers: Bonnie Miller, MD, MMHC; Kim V. Garvey, MLIS, MS, PhD and Rob Bland, BA, MS

Course Nurse Planner: Kerry B. Copeland, MSN, RN, NPD-BC

CME Activity Director: Bonnie Miller, MD, MMHC

CME Activity Coordinator: Jacinda Funderburk

*Faculty, course director, course item writers, course nurse planner, Activity Director and Activity Coordinator indicated they have no financial relationships related to the content of this activity to disclose.*