

# Vancomycin Plus Piperacillin-Tazobactam and Acute Kidney Injury in Adults: A Systematic Review and Meta-Analysis

Megan K. Luther, PharmD<sup>1-3</sup>; Tristan T. Timbrook, PharmD, MBA, BPCS<sup>1,2</sup>; Aisling R. Caffrey, PhD, MS<sup>1-4</sup>; David Dosa, MD, MPH<sup>3,4</sup>; Thomas P. Lodise, PharmD, PhD<sup>5</sup>; Kerry L. LaPlante, PharmD, FCCP<sup>1-4</sup>

**Objectives:** The objective of this systematic review and meta-analysis was to assess acute kidney injury with combination therapy of vancomycin plus piperacillin-tazobactam, in general, adult patients and in critically ill adults. Rates of acute kidney injury, time to acute kidney injury, and odds of acute kidney injury were compared with vancomycin monotherapy, vancomycin plus cefepime or carbapenem, or piperacillin-tazobactam monotherapy.

**Data Sources:** Studies were identified by searching Pubmed, Embase, Web of Science, and Cochrane from inception to April 2017. Abstracts from selected conference proceedings were manually searched.

<sup>1</sup>Rhode Island Infectious Diseases (RIID) Research Program, Veterans Affairs Medical Center, Providence, RI.

<sup>2</sup>University of Rhode Island, College of Pharmacy, Kingston, RI.

<sup>3</sup>Center of Innovation in Long-Term Services and Supports, Veterans Affairs Medical Center, Providence, RI.

<sup>4</sup>Brown University, Providence, RI.

<sup>5</sup>Albany College of Pharmacy and Health Sciences, Albany, NY.

Supplemental digital content is available for this article. Direct URL citations appear in the printed text and are provided in the HTML and PDF versions of this article on the journal's website (<http://journals.lww.com/ccmjournal>).

Drs. Luther, Timbrook, and Dosa disclosed government work. Dr. Luther received other support from Pfizer, Cubist (Merck) research funding, and the Office of Academic Affiliations (VA) fellowship. Dr. Timbrook received other support from VA Office of Academic Affiliations fellowship, Biofire Diagnostics, GenMark Diagnostics, speaker and/or consultancy. Dr. Caffrey's institution received funding from Pfizer, Merck, and the Medicines Company. Dr. Lodise received funding from Cubist (Merck), the Medicines Company, research funding, speaker, and/or consultancy. Dr. LaPlante received other funding from Pfizer, Cubist (Merck), Forest (Allergan), The Medicines Company, and Melinta research funding, speaker, and/or consultancy.

The work was supported, in part, by resources and use of facilities at the Providence Veterans Affairs Medical Center.

Presented, in part, as a poster (Number 1805) at IDweek 2016, New Orleans, LA, October 29, 2016.

The contents do not represent the views of the U.S. Department of Veterans Affairs or the U.S. government.

For information regarding this article, E-mail: [megankluther@gmail.com](mailto:megankluther@gmail.com)

Copyright © 2017 by the Society of Critical Care Medicine and Wolters Kluwer Health, Inc. All Rights Reserved.

DOI: 10.1097/CCM.0000000000002769

**Study Selection:** Articles not in English, pediatric studies, and case reports were excluded.

**Data Extraction:** Two authors independently extracted data on study methods, rates of acute kidney injury, and time to acute kidney injury. Effect estimates and 95% CIs were calculated using the random effects model in RevMan 5.3.

**Data Synthesis:** Literature search identified 15 published studies and 17 conference abstracts with at least 24,799 patients. The overall occurrence rate of acute kidney injury was 16.7%, with 22.2% for vancomycin plus piperacillin-tazobactam and 12.9% for comparators. This yielded an overall number needed to harm of 11. Time to acute kidney injury was faster for vancomycin plus piperacillin-tazobactam than vancomycin plus cefepime or carbapenem, but not significantly (mean difference,  $-1.30$ ; 95% CI,  $-3.00$  to  $0.41$  d). The odds of acute kidney injury with vancomycin plus piperacillin-tazobactam were increased versus vancomycin monotherapy (odds ratio,  $3.40$ ; 95% CI,  $2.57$ – $4.50$ ), versus vancomycin plus cefepime or carbapenem (odds ratio,  $2.68$ ; 95% CI,  $1.83$ – $3.91$ ), and versus piperacillin-tazobactam monotherapy (odds ratio,  $2.70$ ; 95% CI,  $1.97$ – $3.69$ ). In a small subanalysis of 968 critically ill patients, the odds of acute kidney injury were increased versus vancomycin monotherapy (odds ratio,  $9.62$ ; 95% CI,  $4.48$ – $20.68$ ), but not significantly different for vancomycin plus cefepime or carbapenem (odds ratio,  $1.43$ ; 95% CI,  $0.83$ – $2.47$ ) or piperacillin-tazobactam monotherapy (odds ratio,  $1.35$ ; 95% CI,  $0.86$ – $2.11$ ).

**Conclusions:** The combination of vancomycin plus piperacillin-tazobactam increased the odds of acute kidney injury over vancomycin monotherapy, vancomycin plus cefepime or carbapenem, and piperacillin-tazobactam monotherapy. Limited data in critically ill patients suggest the odds of acute kidney injury are increased versus vancomycin monotherapy, and mitigated versus the other comparators. Further research in the critically ill population is needed. (*Crit Care Med* 2018; 46:12–20)

**Key Words:** acute kidney injury; cefepime; critically ill; piperacillin-tazobactam; vancomycin

Acute kidney injury (AKI) is associated with increased morbidity and mortality (1–4). There are several definitions, but recent consensus documents focus on three: 1) Risk, Injury, Failure, Loss, End-stage (RIFLE) (5); 2) Acute Kidney Injury Network (AKIN) (6); and 3) Kidney Disease: Improving Global Outcomes (KDIGO) (7), which is a combination of the other two definitions. When defined as an increase in serum creatinine of 0.5 mg/dL or greater, one component of the RIFLE definition, AKI increases length of hospital stay by approximately 3.5 days and costs by ~\$7500 (1). Mortality is also increased approximately 6.5-fold and increases even more with larger increases in serum creatinine (1). The poor outcomes associated with AKI have also been demonstrated in several studies of critically ill patients (2, 4, 8, 9), with rates of AKI in ICU populations ranging from 28% to 67% (8, 10–12).

Historically, risk of AKI during vancomycin treatment has been widely known and ranged from 5% to 7% (13, 14). Increases in doses and target trough concentrations may be responsible for the recent observed increases in rates of vancomycin-associated AKI, up to 43% (15–19). Although there is some controversy over whether vancomycin monotherapy can cause nephrotoxicity or AKI in an otherwise healthy person, it is generally agreed that concomitant nephrotoxic agents, as well as many comorbid conditions and drug exposure factors, such as dosing, trough concentrations, and duration of therapy, increase this risk (15, 20–22). Risk factors, including vasoactive medications, hypotension, and increased disease severity, are often associated with the critically ill population, where vancomycin is prevalent (23, 24).

Since 2011, there have been multiple studies demonstrating an increase in AKI with combination therapy of vancomycin plus piperacillin-tazobactam (25–56). Vancomycin plus piperacillin-tazobactam is one of the most commonly used combinations of antimicrobials with widespread use in hospitals (57). Rates of AKI in these initial studies ranged from 18% to 49% with the combination (32, 33, 49, 52). Initial reports were small observational studies, often in very specific patient populations, such as diabetic patients with osteomyelitis or patients in the surgical ICU (33, 41, 52). Given increases in mortality and length of stay associated with AKI and the widespread use of vancomycin plus piperacillin-tazobactam, this combination could have a substantial effect on patient outcomes.

This systematic review and meta-analysis was performed to determine the association between vancomycin plus piperacillin-tazobactam and AKI in adults. AKI rates and odds ratios (OR) were calculated for each comparator: vancomycin alone, vancomycin plus other beta-lactams (cefepime or carbapenem), and piperacillin-tazobactam alone. Time to AKI was evaluated to determine whether onset occurred faster with the combination of vancomycin plus piperacillin-tazobactam. Additionally, a subanalysis in critically ill patients was performed for each comparator group to determine if the effects were enhanced or mitigated.

## METHODS

### Literature Search

Two authors (M.K.L., T.T.T.) independently performed a systematic literature review. Pubmed, Embase, Web of Science, and Cochrane were systematically searched from inception to April 15, 2017. Keywords of vancomycin, piperacillin, and kidney, renal, nephrotoxicity, nephropathy, nephritis, safety, or adverse were used. Reference lists of included studies were manually searched for relevant studies.

### Study Selection

Titles and abstracts of potentially relevant studies were reviewed. Randomized, or observational reports were eligible to be included in the meta-analysis if they 1) enrolled adult patients ( $\geq 18$  yr old), 2) included patients on concomitant vancomycin and piperacillin-tazobactam and either vancomycin alone, vancomycin plus another beta-lactam, or piperacillin-tazobactam alone, and 3) nephrotoxicity/AKI rates or ORs could be extracted for each group. All definitions of AKI that referenced specific changes in serum creatinine (e.g., 1.5-fold or 0.5 mg/dL increase), urine output, or need for dialysis/renal replacement therapy were included. Studies that used a definition referring to an upper limit of normal serum creatinine were excluded. Pediatric studies, case reports/series, and articles not in English were excluded. Abstracts from conference proceedings were included. In addition to conference abstracts included in the database search, we manually searched abstract collections from IDweek, Interscience Conference on Antimicrobial Agents and Chemotherapy, Kidney Week, American College of Clinical Pharmacy, Society of Critical Care Medicine, and American Society of Health-System Pharmacists midyear meeting for full text abstracts using the keywords vancomycin, piperacillin, or zosyn. Data from final posters were used when available online. Authors were not contacted for missing data.

### Study Quality

The quality of included studies was assessed using the Newcastle-Ottawa quality assessment score (NOS) (58). Each study was scored from 0 to 9, based on eight criteria covering selection of cohort, comparability of groups, and outcome. Discrepancies between the two authors were resolved by consensus.

### Data Extraction

Data collected from each study included author, publication year, study design, location and dates of enrollment, inclusion and exclusion criteria, definition of AKI used, medications included, and measures of outcomes (e.g., AKI rates).

### Outcomes

The primary outcome for the meta-analysis was AKI, as defined by the individual study. Most studies used AKIN, RIFLE, KDIGO, or vancomycin consensus guidelines to define AKI or nephrotoxicity (5–7, 20). The percentage of patients developing AKI with each drug regimen were calculated and used to calculate an overall number needed to harm. Time to AKI was extracted from studies when provided for groups of interest.

Median and interquartile range were converted to mean and SD using methods from Wan et al (59). A secondary analysis was performed for critically ill patients, defined as being in an ICU, to determine whether the impact of these medications on AKI was mitigated or enhanced in ICUs.

### Statistical Analysis

AKI rate differences, and corresponding *p* values, as well as the number needed to harm were calculated from OpenEpi (60). Meta-analysis was performed in Review Manager 5.3 (RevMan; Cochrane Library, Oxford, United Kingdom) (61). Pooled ORs and 95% CIs were calculated using the generic inverse variance random effects model for each comparator (vancomycin monotherapy, piperacillin-tazobactam monotherapy, or vancomycin plus cefepime or a carbapenem). Crude ORs were calculated from the raw AKI rates in each study. Adjusted ORs were used over the crude OR when provided for the groups of interest. Mean difference in time to AKI was calculated using a random effects model. Publication bias was assessed using funnel plots. Heterogeneity was assessed by *I*<sup>2</sup> statistic and Cochran's *Q*. A *p* value of less than 0.10 was considered statistically significant since Cochran's *Q* has low power. Sensitivity analyses were performed 1) by removing each study individually in order to determine whether an individual report has higher contribution to the heterogeneity or overall effect estimate 2), analyzing published studies separately from abstracts 3), including only high quality reports (Newcastle-Ottawa

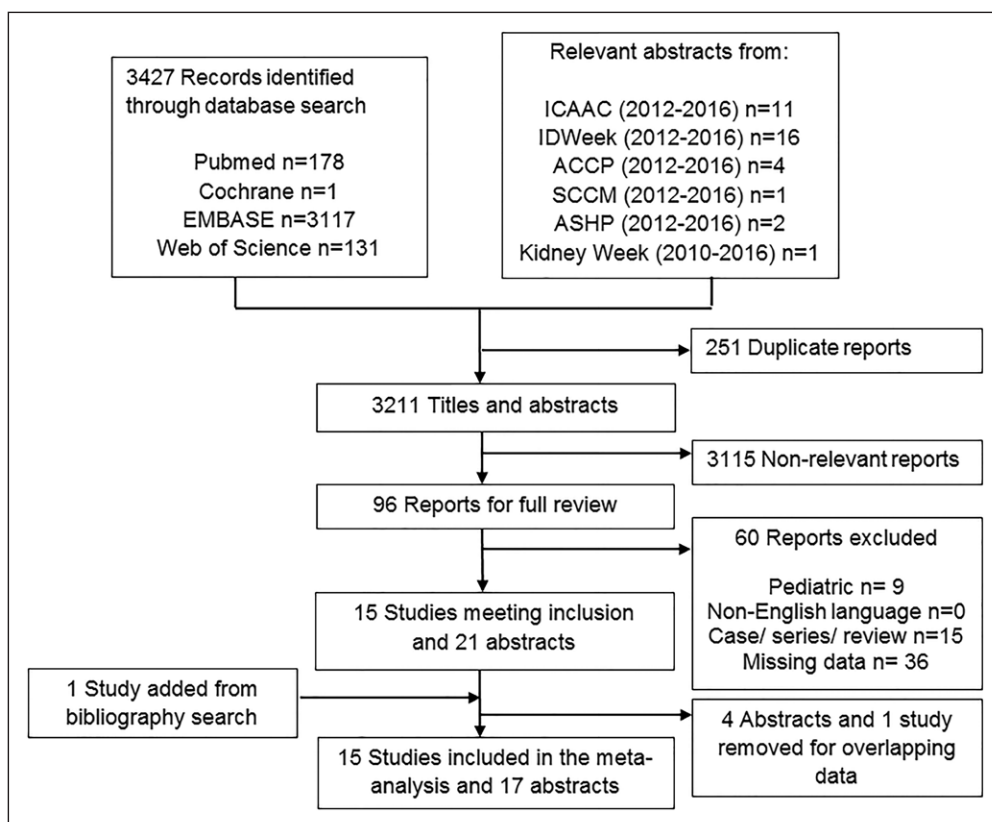
score  $\geq 7$ ), and 4) including only reports that used methods to control for confounding. Reporting for this meta-analysis is in accordance with the Meta-Analysis of Observational Studies in Epidemiology guidance (62).

### RESULTS

A flow diagram of the literature search is shown in **Figure 1**. The search identified 15 published studies meeting inclusion and exclusion criteria for the meta-analysis (**Supplemental Table 1**, Supplemental Digital Content 1, <http://links.lww.com/CCM/C921>). Six studies compared vancomycin plus piperacillin-tazobactam with vancomycin monotherapy (26, 27, 30, 32, 37, 39), whereas eight studies compared with vancomycin plus cefepime or carbapenem (25, 28, 29, 33, 34, 36, 38, 39) and four compared with piperacillin-tazobactam monotherapy (30, 31, 35, 37). Three studies had multiple comparisons (30, 37, 39). One study was excluded from the vancomycin plus cefepime analysis because the data overlapped another study (34, 39). We also identified 17 abstracts from conference proceedings (**Supplemental Table 2**, Supplemental Digital Content 2, <http://links.lww.com/CCM/C922>) (40–56), with a total number of patients from published studies and conference abstracts of at least 24,799. There is overlap between separate studies from the same research groups against different comparator antibiotics (34, 37–39). However, patients in overlapping groups were not double-counted, so the total number

of patients in Supplemental Table 1 (Supplemental Digital Content 1, <http://links.lww.com/CCM/C921>) and Supplemental Table 2 (Supplemental Digital Content 2, <http://links.lww.com/CCM/C922>) is greater than this number.

There were significant differences in study populations evaluated. Mean age ranged from 48 to 74, and severity of illness differed between studies (29, 30, 36, 52). There were also differences among the exclusion criteria for studies which included varying serum creatinine values of greater than 1.2 mg/dL (34), greater than 1.5 mg/dL (26, 40), greater than 2 mg/dL (27), and greater than 2.5 mg/dL (36), or creatinine clearance values of less than 30 mL/min (26), less than 40 mL/min (33), and less than 60 mL/min (28, 63) (Supplemental Table 1, Supplemental Digital Content 1, <http://links.lww.com/CCM/C921>; and Supplemental Table 2, Supplemental Digital



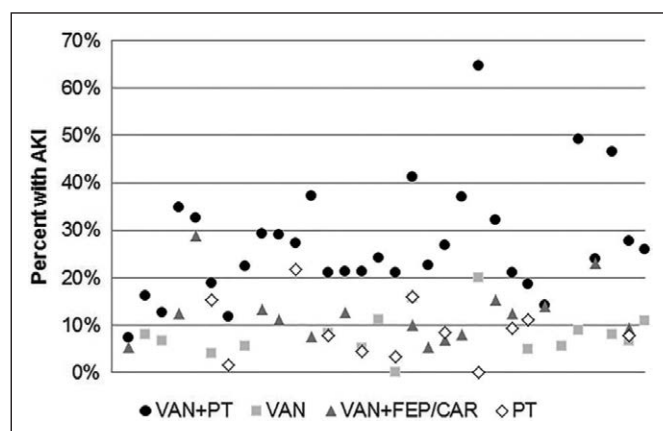
**Figure 1.** Literature search flow diagram. ACCP = American College of Clinical Pharmacy, ASHP = American Society of Health-System Pharmacists, ICAAC = Interscience Conference on Antimicrobial Agents and Chemotherapy, SCCM, Society of Critical Care Medicine.



Content 2, <http://links.lww.com/CCM/C922>). Administration of antibiotics was continuous or extended in some patients, but not others (41). Comorbidities, such as diabetes, infection type, and other concomitant medications, frequently play a role in AKI but were not uniform across studies (27, 33). Some studies controlled for confounding factors in their analyses, by matching patients on other risk factors for AKI or using logistic regression (27, 32, 34, 44, 53). Not all studies, however, adjusted for the same variables.

In all reports evaluated, the rate of AKI ranged from 5% to 65% for vancomycin plus piperacillin-tazobactam (**Fig. 2**) (27, 29, 33, 46, 51). Overall, 16.7% developed (4,133/24,799) AKI. AKI developed with vancomycin plus piperacillin-tazobactam for 22.2% of patients (2,212/9,945), whereas AKI was reported in 12.9% of patients (1,921/14,854) exposed to vancomycin monotherapy, vancomycin plus cefepime or carbapenem, or piperacillin-tazobactam monotherapy. Using these overall rates of AKI with vancomycin plus piperacillin-tazobactam versus comparator antibiotics led to a number needed to harm of 11. Compared with vancomycin plus piperacillin-tazobactam, AKI rates were significantly lower in the comparison groups ( $p < 0.00001$ ): 8.1% for vancomycin alone (risk difference, 13.4%; 95% CI, 12.2–14.6%), 20.0% for vancomycin plus cefepime or carbapenem (risk difference, 3.8%; 95% CI, 2.1–5.5%), and 10.5% for piperacillin-tazobactam alone (risk difference, 10.7%; 95% CI, 9.5–11.9%).

Time to AKI, in days, was analyzed (**Fig. 3**). Only studies comparing vancomycin plus piperacillin-tazobactam to vancomycin plus cefepime reported time to AKI separately for each group. Among five studies reporting this outcome, time to AKI was shorter with vancomycin plus piperacillin-tazobactam, but not significantly (mean difference,  $-1.30$ ; 95% CI,  $-3.00$  to  $0.41$ ;  $p = 0.14$ ). Among other studies reporting an average time to AKI for all patients, average AKI onset occurred by 8 days (27, 28, 32–34, 37, 38, 45, 47, 50). Unfortunately, some studies only identified AKI within the first 7 days of therapy or excluded patients with AKI within 48–72 hours depending on the study's inclusion criteria for minimum antibiotic duration (26, 50, 51).

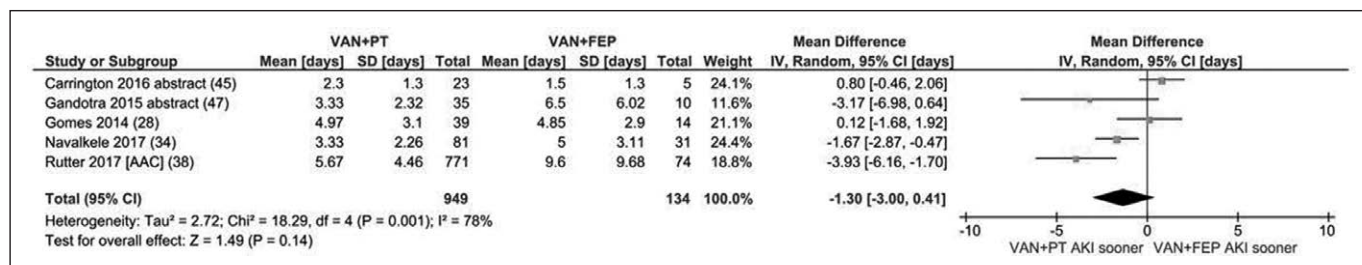


**Figure 2.** Scatterplot of percentage of patients with acute kidney injury (AKI) in included studies. PT = piperacillin-tazobactam monotherapy, VAN = vancomycin monotherapy, VAN + FEP/CAR = vancomycin plus cefepime or carbapenem, VAN + PT = vancomycin plus piperacillin-tazobactam.

Vancomycin plus piperacillin-tazobactam increased the odds of AKI versus each comparator. The odds of AKI increased with vancomycin plus piperacillin-tazobactam versus vancomycin monotherapy (OR, 3.40; 95% CI, 2.57–4.50) (**Fig. 4A**). Compared with vancomycin plus cefepime or carbapenem, the OR for AKI with vancomycin plus piperacillin-tazobactam was 2.68 (95% CI, 1.83–3.91) (**Fig. 4B**) and compared with piperacillin-tazobactam monotherapy, the OR was 2.70 (95% CI, 1.97–3.69) (**Fig. 4C**). Heterogeneity was significant for each of these analyses ( $I^2 \geq 53\%$ ;  $p \leq 0.01$ ). In an analysis separating studies with vancomycin plus cefepime and vancomycin plus carbapenem, no significant differences in the OR for AKI were found (2.39 vs 3.46, respectively,  $p = 0.33$ ) (**Supplemental Fig. 1**, Supplemental Digital Content 3, <http://links.lww.com/CCM/C923>; **legend**, Supplemental Digital Content 9, <http://links.lww.com/CCM/C929>).

Among critically ill populations, the odds of AKI vary depending on the comparator antibiotic. One recent study of the critically ill found no significant increase in AKI with the combination of vancomycin and piperacillin-tazobactam compared with vancomycin plus cefepime (29). Another study found an almost 10-fold increase compared with vancomycin monotherapy in patients from a surgical ICU (52). Two studies in patients in burn units also found seven- to 10-fold increases in AKI over vancomycin monotherapy (46, 54). The meta-analysis of critically ill patients included three studies comparing to vancomycin alone, three studies comparing to vancomycin plus cefepime or carbapenem, and one study comparing to piperacillin-tazobactam alone, for a total of 968 patients. In the subset of critically ill patients, the odds of AKI compared with vancomycin were increased (OR, 9.62; 95% CI, 4.48–20.68) (**Fig. 5**). The odds of AKI compared with vancomycin plus cefepime or carbapenem or piperacillin-tazobactam alone were decreased and no longer significantly different.

Multiple sensitivity analyses were conducted, which resulted in overall similar ORs. In a sensitivity analysis evaluating the removal of individual studies, only Rutter et al (37) comparing vancomycin plus piperacillin-tazobactam to vancomycin alone resulted in significant changes in the heterogeneity, which accounted for over two-thirds of patients in this analysis, with a relatively small CI. In sensitivity analyses looking at published studies versus abstracts, the ORs for published articles were similar to the overall analysis (published and abstracts) for vancomycin monotherapy and vancomycin plus cefepime or carbapenem, but the heterogeneity was lower for published studies ( $p > 0.10$ ) (**Supplemental Fig. 2**, Supplemental Digital Content 4, <http://links.lww.com/CCM/C924>; **legend**, Supplemental Digital Content 9, <http://links.lww.com/CCM/C929>). The point estimate for published manuscripts was slightly lower for piperacillin-tazobactam (1.89 vs 2.70), but heterogeneity was still significant ( $I^2 = 59\%$ ;  $p = 0.06$ ). In the quality assessment, the range of NOS scores was between 3 and 9 (maximum of 9; **Supplemental Table 3**, Supplemental Digital Content 5, <http://links.lww.com/CCM/C925>). Sensitivity analyses using



**Figure 3.** Mean difference in time (d) to acute kidney injury (AKI) for vancomycin plus piperacillin-tazobactam (VAN + PT) versus vancomycin plus cefepime (VAN + FEP). AAC = antimicrobial agents and chemotherapy, IV = inverse variance.

only high quality reports with a NOS greater than or equal to 7 and one with reports that used methods to control for confounding demonstrated similar ORs to the primary analysis which included all reports (**Supplemental Fig. 3**, Supplemental Digital Content 6, <http://links.lww.com/CCM/C926>; legend, Supplemental Digital Content 9, <http://links.lww.com/CCM/C929>). Of note, all high quality reports used methods to control confounding. In these analyses, only two studies compared vancomycin plus piperacillin-tazobactam to piperacillin-tazobactam monotherapy. Between-study heterogeneity remained significant (**Supplemental Fig. 4**, Supplemental Digital Content 7, <http://links.lww.com/CCM/C927>; legend, Supplemental Digital Content 9, <http://links.lww.com/CCM/C929>).

## DISCUSSION

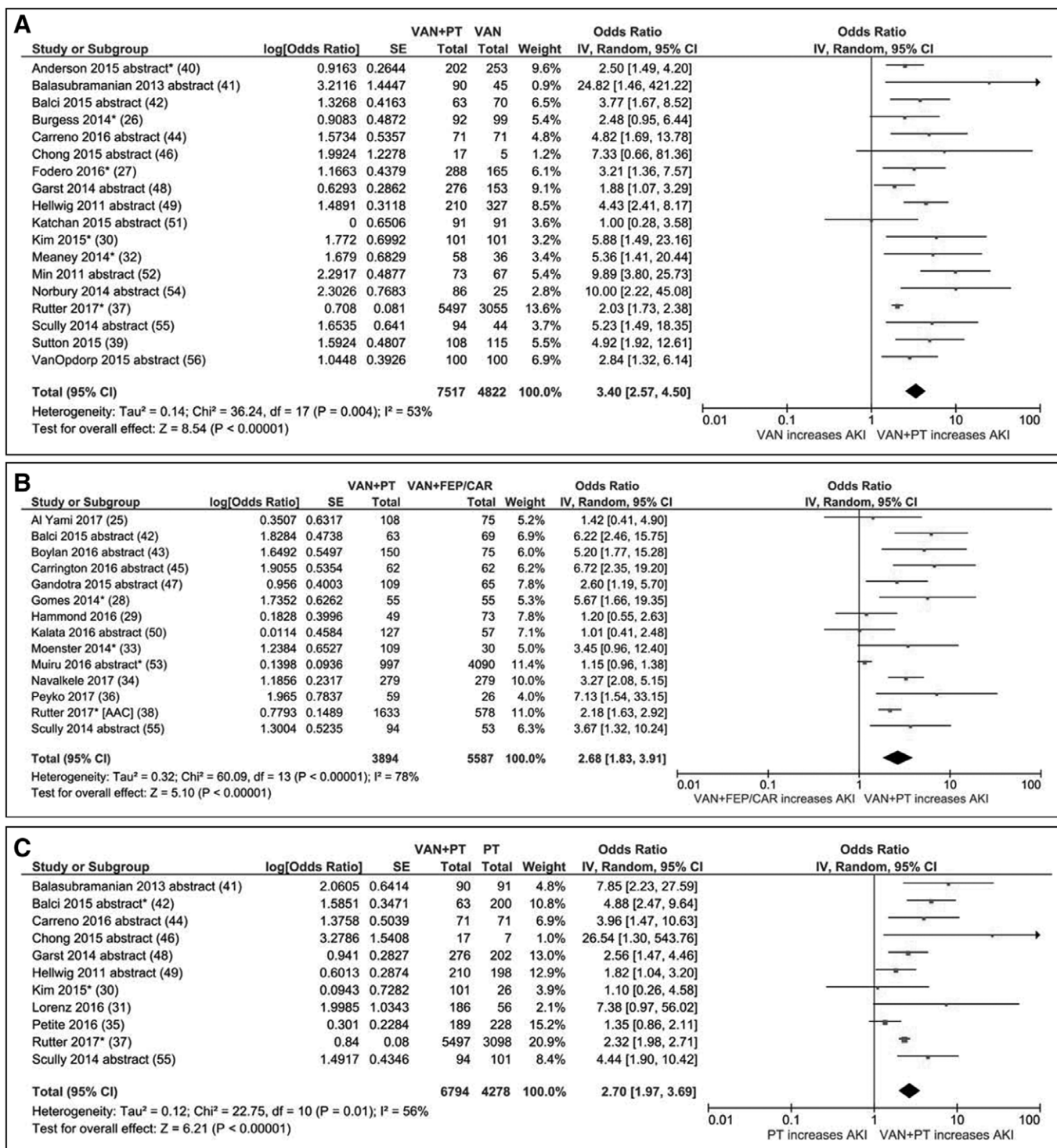
This systematic review and meta-analysis demonstrated increased odds of AKI with concomitant vancomycin and piperacillin-tazobactam use. This increase was observed with multiple comparison groups, including vancomycin monotherapy, vancomycin plus cefepime or a carbapenem, and piperacillin-tazobactam monotherapy.

The results of this meta-analysis are overall similar to another meta-analysis published on vancomycin and piperacillin-tazobactam, which demonstrated adjusted ORs (aORs) of 2.50 (95% CI, 0.41–15.44) for vancomycin alone, 3.78 (95% CI, 2.48–5.78) for vancomycin plus cefepime, and 3.15 (95% CI, 1.72–5.76) for adults (63). A second, recent meta-analysis also demonstrated OR of 3.65 (95% CI, 2.16–6.17) for vancomycin plus beta-lactam and 3.98 (95% CI, 2.75–5.76) for vancomycin alone (64). Of note, the other meta-analyses on this topic have included pediatric studies. This is the first meta-analysis, to our knowledge, to calculate a number needed to harm for AKI with vancomycin plus piperacillin-tazobactam therapy. It also includes a subanalysis of only critically ill patients, which have not been documented in previous meta-analyses. Hammond et al (63) included an analysis by percentage of patients in ICUs. This analysis demonstrated nonsignificant results for studies with more than 50% ICU patients with an aOR of 2.83 (95% CI, 0.74–10.85) using four studies, mostly in children.

Among the critically ill adult population, there was wide variability in the odds of AKI, depending on the comparator medication (Fig. 5). Within each comparator group, however, there was no heterogeneity observed. The meta-analysis subgroup of critically ill patients is relatively small, since not all studies included data specifically on ICU patients, but was able

to demonstrate statistically significant results for vancomycin plus piperacillin-tazobactam versus vancomycin monotherapy (OR, 9.62; 95% CI, 4.48–20.68). Only seven studies included critically ill data, with a total of 968 patients. None of these studies included adjusted ORs for these patients, so it is possible that risk factors for kidney injury, such as severity or type of illness, contrast media, hypotension, or other factors, are responsible or playing a role in these cases of AKI. Randomized controlled trials comparing monotherapy and combination therapy are unlikely, but by comparing vancomycin plus piperacillin-tazobactam to vancomycin plus cefepime or carbapenem, some of the concerns about confounding can be limited. These patients would theoretically have similar risks of sepsis or ICU admission; however, this may not eliminate potential confounding entirely. The critically ill subset of this meta-analysis with vancomycin plus cefepime or carbapenem did not demonstrate significant differences in AKI from vancomycin plus piperacillin-tazobactam (OR, 1.43; 95% CI, 0.83–2.47) which may indicate that these patients are similar or have more similar risks for AKI. Only one study in the literature search included data on AKI in critically ill patients on piperacillin-tazobactam monotherapy, in patients with intra-abdominal infections (35). This study was included as a comparator in the critically ill subanalysis but should be considered carefully due to the limited size and lack of similar studies in the meta-analysis. The analysis demonstrates possible differential effects in ICU patients, which should be investigated in future studies. In addition, prospective randomized controlled trials investigating vancomycin plus piperacillin-tazobactam versus vancomycin plus cefepime would be helpful in determining the true effect size.

It may be of clinical interest to compare the vancomycin plus cefepime and vancomycin plus carbapenem subgroups. In these analyses, there was no significant difference in the odds of AKI versus vancomycin plus piperacillin-tazobactam. One study included both cefepime and carbapenem, with a wide CI (1.54–33.15) (36), but the chi-square test remained nonsignificant when removed, indicating no difference between the cefepime and carbapenem subgroups. There were, however, only three studies, and a limited number of patients, that used vancomycin plus carbapenem (Supplemental Fig. 1, Supplemental Digital Content 3, <http://links.lww.com/CCM/C923>; legend, Supplemental Digital Content 9, <http://links.lww.com/CCM/C929>). Consideration may be given to clinical scenarios or select patients in which vancomycin plus cefepime or a carbapenem may be preferable for antibiotic coverage to limit the risk of AKI.

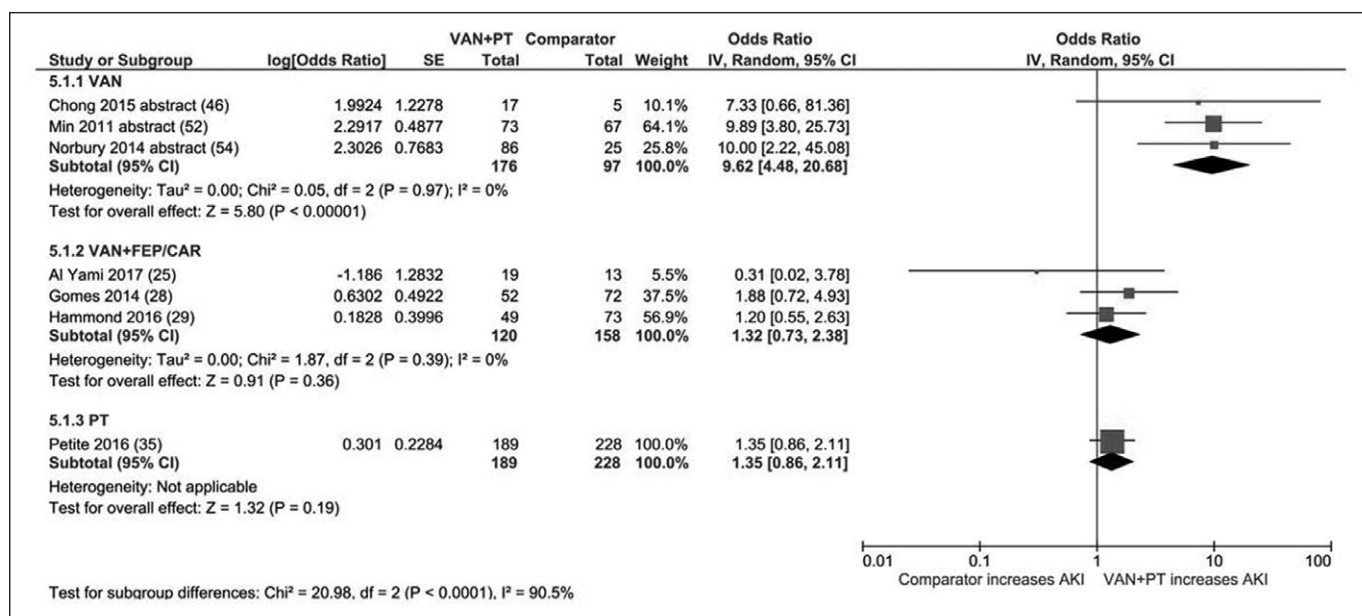


**Figure 4.** Forest plot demonstrating the odds of acute kidney injury (AKI) with vancomycin plus piperacillin-tazobactam (VAN + PT) versus vancomycin monotherapy (VAN) (A), vancomycin plus cefepime or a carbapenem (VAN + FEP/CAR) (B), and piperacillin-tazobactam monotherapy (PT) (C). \*Adjusted odds ratio. AAC = antimicrobial agents and chemotherapy, IV = inverse variance.

Given the number needed to harm of 11, along with the widespread use of this combination therapy, AKI with vancomycin plus piperacillin-tazobactam likely has a large impact on patient outcomes with the increased length of stay, costs, and mortality associated with AKI (1). Although AKI with vancomycin is typically reversible, even transient AKI in critically

ill patients has been associated with increased mortality (8). Daily ICU costs can also be much higher, which would increase the costs above the \$7,500 previously quoted for hospital-wide patients (1). Reducing the use and duration of vancomycin and piperacillin-tazobactam could reduce AKI incidence (31, 34). Strategies to aid in this aim include using antimicrobial





**Figure 5.** Forest plot demonstrating the odds of acute kidney injury (AKI) in critically ill patients. IV = inverse variance, VAN + FEP/CAR = vancomycin plus cefepime or a carbapenem, VAN + PT = vancomycin plus piperacillin-tazobactam.

stewardship policies, such as protocols for using alternative antibiotics when appropriate, institution-specific guidance on when combination therapy is necessary, and institutional antibiograms for susceptibility. Other stewardship programs have used antibiotic restriction and time-outs to decrease use of vancomycin and/or piperacillin-tazobactam (31, 65). Stewardship programs have thus demonstrated reduced rates of AKI (27). Most studies in the meta-analysis required at least 48–72 hours of antibiotic therapy to be included, and the analysis of time to AKI noted an onset within 8 days. Rapid diagnostic test implementation in hospital settings may help to deescalate from vancomycin plus piperacillin-tazobactam therapy sooner, potentially avoiding AKI (66). Unfortunately, time to AKI was not available for studies in ICU populations, so further research is needed.

The mechanism of increased AKI with vancomycin and piperacillin-tazobactam is not known. Though there are reports of AKI or acute interstitial nephritis with cefepime, carbapenems, and other non-piperacillin-tazobactam beta-lactams, these reports are rare compared with the studies of piperacillin-tazobactam (67–69). One study also noted that piperacillin-tazobactam had the lowest renal recovery rate (measured by change in creatinine clearance) among beta-lactams tested, indicating possible kidney hazard with piperacillin-tazobactam (70). Piperacillin-tazobactam has not traditionally been considered a nephrotoxic medication; however, several studies, and the pooled percentages of AKI we calculated, demonstrated increased odds of AKI with piperacillin-tazobactam monotherapy over vancomycin monotherapy (30, 41, 42, 44, 49, 55). Since both vancomycin and piperacillin-tazobactam have been associated with interstitial nephritis, and vancomycin has also been associated with acute tubular necrosis, it is possible that this combination has augmented effects on nephrotoxicity rates (71–73). Recent studies have also identified compatibility issues with different concentrations of vancomycin and

piperacillin-tazobactam (74–78). Although it is not clear from these studies what happens in the bloodstream, precipitation of these medications could lead to kidney damage.

There are other limitations to this analysis. These observational studies are subject to possible bias such as confounding by indication, since patients receiving different therapies are likely different in other ways. There is also the possibility of misclassification bias; it is not clear in all the studies whether the vancomycin alone group received other antibiotics (i.e., not piperacillin-tazobactam) that may include cefepime or carbapenems. The results, however, of the meta-analyses for vancomycin alone and vancomycin plus cefepime or carbapenem were similar, and any changes from misclassification would likely be small. We cannot rule out publication bias among the included reports (Supplemental Fig. 2, Supplemental Digital Content 8, <http://links.lww.com/CCM/C924>; legend, Supplemental Digital Content 9, <http://links.lww.com/CCM/C929>). Larger studies and studies indicating a higher risk of AKI with combinations of vancomycin and piperacillin-tazobactam may be more likely to be published than those not demonstrating a significant difference. In the funnel plots in Supplemental Fig. 5 (Supplemental Digital Content 8, <http://links.lww.com/CCM/C928>; legend, Supplemental Digital Content 9, <http://links.lww.com/CCM/C929>), this is indicated by the lack of studies with low ORs and higher ses. We chose to present the results of conference abstracts to see the impact on the overall OR and compare the results. Of course, conference abstracts have limitations, including that they may have been edited before final presentation, they are not always peer-reviewed, and some information may be missing. Additionally, not all abstracts from the included conferences could be accessed in the collections searched. Our results, including abstracts from well-known infectious diseases, critical care, and pharmacy conferences, however, indicated similar odds of AKI as published studies.

## CONCLUSION

Available literature suggests that the combination of vancomycin plus piperacillin-tazobactam increases the odds of AKI approximately three-fold. This increased risk was present versus vancomycin monotherapy, piperacillin-tazobactam monotherapy, and vancomycin plus cefepime or carbapenem combination therapy. Although small, the analysis of critically ill patients suggests the odds of AKI with vancomycin plus piperacillin-tazobactam are increased over vancomycin monotherapy, but mitigated versus vancomycin plus cefepime or carbapenem. Further research in critically ill patients is needed.

## REFERENCES

- Chertow GM, Burdick E, Honour M, et al: Acute kidney injury, mortality, length of stay, and costs in hospitalized patients. *J Am Soc Nephrol* 2005; 16:3365–3370
- Sileanu FE, Murugan R, Lucko N, et al: AKI in low-risk versus high-risk patients in intensive care. *Clin J Am Soc Nephrol* 2015; 10:187–196
- Kellum JA, Murugan R: Effects of non-severe acute kidney injury on clinical outcomes in critically ill patients. *Crit Care* 2016; 20:159
- Hoste EA, Bagshaw SM, Bellomo R, et al: Epidemiology of acute kidney injury in critically ill patients: The multinational AKI-EPI study. *Intensive Care Med* 2015; 41:1411–1423
- Bellomo R, Ronco C, Kellum JA, et al: Acute renal failure - definition, outcome measures, animal models, fluid therapy and information technology needs: The Second International Consensus Conference of the Acute Dialysis Quality Initiative (ADQI) Group. *Crit Care* 2004; 8:R204–R212
- Mehta RL, Kellum JA, Shah SV, et al: Acute Kidney Injury Network: Acute Kidney Injury Network: Report of an initiative to improve outcomes in acute kidney injury. *Crit Care* 2007; 11:R31
- Kidney Disease: Improving Global Outcomes (KDIGO) Acute Kidney Injury Work Group: KDIGO clinical practice guideline for acute kidney injury. *Kidney Int* 2012; 2:1–138
- Perinel S, Vincent F, Lautrette A, et al: Transient and persistent acute kidney injury and the risk of hospital mortality in critically ill patients: Results of a multicenter cohort study. *Crit Care Med* 2015; 43:e269–e275
- Sanchez-Pinto LN, Goldstein SL, Schneider JB, et al: Association between progression and improvement of acute kidney injury and mortality in critically ill children. *Pediatr Crit Care Med* 2015; 16:703–710
- Joannidis M, Metnitz B, Bauer P, et al: Acute kidney injury in critically ill patients classified by AKIN versus RIFLE using the SAPS 3 database. *Intensive Care Med* 2009; 35:1692–1702
- Siew ED, Davenport A: The growth of acute kidney injury: A rising tide or just closer attention to detail? *Kidney Int* 2015; 87:46–61
- Hoste EA, Clermont G, Kersten A, et al: RIFLE criteria for acute kidney injury are associated with hospital mortality in critically ill patients: A cohort analysis. *Crit Care* 2006; 10:R73
- Bamgbola O: Review of vancomycin-induced renal toxicity: An update. *Ther Adv Endocrinol Metab* 2016; 7:136–147
- Farber BF, Moellering RC Jr: Retrospective study of the toxicity of preparations of vancomycin from 1974 to 1981. *Antimicrob Agents Chemother* 1983; 23:138–141
- Dong MH, Wang JW, Wu Y, et al: Evaluation of body weight-based vancomycin therapy and the incidence of nephrotoxicity: A retrospective study in the northwest of China. *Int J Infect Dis* 2015; 37:125–128
- Alvarez CA, Giuliano CA, Haase KK, et al: Empiric weight-based vancomycin in intensive care unit patients with methicillin-resistant *Staphylococcus aureus* bacteremia. *Am J Med Sci* 2014; 348:371–376
- Hall RG 2nd, Hazlewood KA, Brouse SD, et al: Empiric guideline-recommended weight-based vancomycin dosing and nephrotoxicity rates in patients with methicillin-resistant *Staphylococcus aureus* bacteremia: A retrospective cohort study. *BMC Pharmacol Toxicol* 2013; 14:12
- Ley EJ, Liou DZ, Singer MB, et al: Supratherapeutic vancomycin levels after trauma predict acute kidney injury and mortality. *J Surg Res* 2013; 184:501–506
- Jeffres MN, Isakow W, Doherty JA, et al: A retrospective analysis of possible renal toxicity associated with vancomycin in patients with health care-associated methicillin-resistant *Staphylococcus aureus* pneumonia. *Clin Ther* 2007; 29:1107–1115
- Rybak M, Lomaestro B, Rotschafer JC, et al: Therapeutic monitoring of vancomycin in adult patients: A consensus review of the American Society of Health-System Pharmacists, the Infectious Diseases Society of America, and the Society of Infectious Diseases Pharmacists. *Am J Health Syst Pharm* 2009; 66:82–98
- Lodise TP, Patel N, Lomaestro BM, et al: Relationship between initial vancomycin concentration-time profile and nephrotoxicity among hospitalized patients. *Clin Infect Dis* 2009; 49:507–514
- Rostas SE, Kubiak DW, Calderwood MS: High-dose intravenous vancomycin therapy and the risk of nephrotoxicity. *Clin Ther* 2014; 36:1098–1101
- Spapen HD, Janssen van Doorn K, Diltoer M, et al: Retrospective evaluation of possible renal toxicity associated with continuous infusion of vancomycin in critically ill patients. *Ann Intensive Care* 2011; 1:26
- Hanrahan TP, Harlow G, Hutchinson J, et al: Vancomycin-associated nephrotoxicity in the critically ill: A retrospective multivariate regression analysis. *Crit Care Med* 2014; 42:2527–2536
- Al Yami MS: Comparison of the incidence of acute kidney injury during treatment with vancomycin in combination with piperacillin-tazobactam or with meropenem. *J Infect Public Health* 2017 Feb 10. [Epub ahead of print]
- Burgess LD, Drew RH: Comparison of the incidence of vancomycin-induced nephrotoxicity in hospitalized patients with and without concomitant piperacillin-tazobactam. *Pharmacotherapy* 2014; 34:670–676
- Fodero KE, Horey AL, Krajewski MP, et al: Impact of an antimicrobial stewardship program on patient safety in veterans prescribed vancomycin. *Clin Ther* 2016; 38:494–502
- Gomes DM, Smotherman C, Birch A, et al: Comparison of acute kidney injury during treatment with vancomycin in combination with piperacillin-tazobactam or cefepime. *Pharmacotherapy* 2014; 34:662–669
- Hammond DA, Smith MN, Painter JT, et al: Comparative incidence of acute kidney injury in critically ill patients receiving vancomycin with concomitant piperacillin-tazobactam or cefepime: A retrospective cohort study. *Pharmacotherapy* 2016; 36:463–471
- Kim T, Kandiah S, Patel M, et al: Risk factors for kidney injury during vancomycin and piperacillin/tazobactam administration, including increased odds of injury with combination therapy. *BMC Res Notes* 2015; 8:579
- Lorenz MA, Moenster RP, Linneman TW: Effect of piperacillin/tazobactam restriction on usage and rates of acute renal failure. *J Med Microbiol* 2016; 65:195–199
- Meaney CJ, Hynicka LM, Tsoukleris MG: Vancomycin-associated nephrotoxicity in adult medicine patients: Incidence, outcomes, and risk factors. *Pharmacotherapy* 2014; 34:653–661
- Moenster RP, Linneman TW, Finnegan PM, et al: Acute renal failure associated with vancomycin and  $\beta$ -lactams for the treatment of osteomyelitis in diabetics: Piperacillin-tazobactam as compared with cefepime. *Clin Microbiol Infect* 2014; 20:O384–O389
- Navalkele B, Pogue JM, Karino S, et al: Risk of acute kidney injury in patients on concomitant vancomycin and piperacillin-tazobactam compared to those on vancomycin and cefepime. *Clin Infect Dis* 2017; 64:116–123
- Petite SE, Bauer SR, Bollinger JE, et al: Antimicrobial monotherapy versus combination therapy for the treatment of complicated intra-abdominal infections. *Pharmacotherapy* 2016; 36:1138–1144
- Peyko V, Smalley S, Cohen H: Prospective comparison of acute kidney injury during treatment with the combination of piperacillin-tazobactam and vancomycin versus the combination of cefepime or meropenem and vancomycin. *J Pharm Pract* 2017; 30:209–213
- Rutter WC, Burgess DR, Talbert JC, et al: Acute kidney injury in patients treated with vancomycin and piperacillin-tazobactam: A retrospective cohort analysis. *J Hosp Med* 2017; 12:77–82



38. Rutter WC, Cox JN, Martin CA, et al: Nephrotoxicity during vancomycin therapy in combination with piperacillin-tazobactam or cefepime. *Antimicrob Agents Chemother* 2017; 61:e02089–16
39. Sutton JD, Mynatt RP, Kaye KS, et al: Nephrotoxicity comparison of two commercially available generic vancomycin products. *Antimicrob Agents Chemother* 2015; 59:5470–5474
40. Anderson C, Cazares K, Denunzio T: Vancomycin versus vancomycin/piperacillin/tazobactam associated acute kidney injury in non-critically ill patients. *J Am Pharm Assoc* 2015; 55:e427
41. Balasubramanian R, Bero J, Golfus G, et al: Impact of concomitant use of vancomycin and piperacillin-tazobactam on nephrotoxicity in adult inpatients in a community hospital. 5–043. ASHP Midyear Clinical Meeting, Orlando, FL, December 8–12, 2013
42. Balci C, Ozun O, Arici M, et al: Nephrotoxicity of piperacillin-tazobactam combined with vancomycin: Should it be a concern? K-328. Interscience Conference on Antimicrobial Agents and Chemotherapy (ICAAC), San Diego, CA, September 18, 2015
43. Boylan P, Cofsky R: Incidence of acute kidney injury in patients receiving intravenous vancomycin in combination with piperacillin-tazobactam or cefepime #376. American College of Clinical Pharmacy (ACCP) annual meeting, Hollywood, FL, October 23–26, 2016
44. Carreno JJ, Smiraglia T, Hunter C, et al: A matched cohort study evaluating the comparative incidence of adverse renal outcomes in patients receiving vancomycin and piperacillin-tazobactam in combination or as monotherapy#1011 In: IDweek, New Orleans, LA, October, 28 2016
45. Carrington J, Beardsley J, Williamson J, et al: Incidence of acute kidney injury during treatment with vancomycin in combination with piperacillin-tazobactam or cefepime #155. American College of Clinical Pharmacy (ACCP) annual meeting, Hollywood, FL, October 23–26, 2016
46. Chong S, Fan C, Tan B: A preliminary report of potential increased risk of acute kidney injury in severe burn patients by concomitant use of vancomycin and piperacillin-tazobactam #292. *J Burn Care Res* 2015; 36:S211
47. Gandotra S, Hite M, Hix JK, et al: Save the Beans! Acute kidney injury during vancomycin and piperacillin-tazobactam (VP) compared with vancomycin and cefepime (VC) therapy #127. *Open Forum Infect Dis* 2015; 2(Suppl 1):S72
48. Garst MJ: Does vancomycin or piperacillin/tazobactam have the greater potential for acute kidney injury? 4–176. ASHP Midyear clinical meeting, Anaheim, CA, December 8, 2014
49. Hellwig T, Hammerquist R, Loecker B, et al: Retrospective evaluation of the incidence of vancomycin and/or piperacillin-tazobactam induced acute renal failure #301. *Crit Care Med* 2011; 39:79
50. Kalata KB, Kim S, Patel UC, et al: Efficacy, nephrotoxicity, and incidence of *Clostridium difficile* infection with broad-spectrum antibiotic regimens in patients with nosocomial pneumonia #1266. IDweek, New Orleans, LA, October 28, 2016
51. Katchan L, Seidel T, Bui J, et al: Does concomitant administration of piperacillin-tazobactam with vancomycin really increase the incidence of acute kidney injury? #1. *Pharmacotherapy* 2015; 35:E175
52. Min E, Box K, Lane J, et al: Acute kidney injury in patients receiving concomitant vancomycin and piperacillin/tazobactam #714. *Crit Care Med* 2011; 39:200
53. Muir A, Lundquist A, Allegretti A: Comparative incidence of acute kidney injury between vancomycin/cefepime and vancomycin/piperacillin-tazobactam combination therapy SA-PO558. Kidney Week, Chicago, IL, November 19, 2016
54. Norbury WB, Killion EA, Song C, et al: An increased incidence of acute kidney injury in severely injured burns patients is associated with administration of vancomycin with piperacillin-tazobactam. *J Burn Care Res* 2014; 35:S84
55. Scully M, Hassoun A, Ibrahim F, et al: Incidence of acute kidney injury in patients receiving vancomycin and piperacillin-tazobactam compared to other antibiotic combinations. #186. *Open Forum Infect Dis* 2014; 1(Suppl 1):S85
56. VanOpdorp J, Kim A, Cox M, et al: Dose-stratified incidence of vancomycin-induced nephrotoxicity with and without concomitant piperacillin-tazobactam A-979. Interscience Conference on Antimicrobial Agents and Chemotherapy (ICAAC), San Diego, CA, September 20, 2015
57. Davies SW, Efrid JT, Guidry CA, et al: Top guns: The “Maverick” and “Goose” of empiric therapy. *Surg Infect (Larchmt)* 2016; 17:38–47
58. Wells G, Shea B, O’Connell D, et al: The Newcastle-Ottawa Scale (NOS) for Assessing the Quality of Nonrandomized Studies in Meta-Analyses, 2013. Available at: [http://www.ohri.ca/programs/clinical\\_epidemiology/oxford.asp](http://www.ohri.ca/programs/clinical_epidemiology/oxford.asp). Accessed August 20, 2016
59. Wan X, Wang W, Liu J, et al: Estimating the sample mean and standard deviation from the sample size, median, range and/or interquartile range. *BMC Med Res Methodol* 2014; 14:135
60. Dean AG, Sullivan KM, Soe MM: OpenEpi: Open Source Epidemiologic Statistics for Public Health, Version. 2013. Available at: [www.OpenEpi.com](http://www.OpenEpi.com). Accessed August 15, 2017
61. Review Manager (RevMan) [Computer Program]. Version 5.3. Copenhagen, Denmark, The Nordic Cochrane Center, The Cochrane Collaboration, 2014
62. Stroup DF, Berlin JA, Morton SC, et al: Meta-analysis of observational studies in epidemiology: A proposal for reporting. Meta-analysis Of Observational Studies in Epidemiology (MOOSE) group. *JAMA* 2000; 283:2008–2012
63. Hammond DA, Smith MN, Li C, et al: Systematic review and meta-analysis of acute kidney injury associated with concomitant vancomycin and piperacillin/tazobactam. *Clin Infect Dis* 2017; 64:666–674
64. Giuliano CA, Patel CR, Kale-Pradhan PB: Is the combination of piperacillin-tazobactam and vancomycin associated with development of acute kidney injury? A meta-analysis. *Pharmacotherapy* 2016; 36:1217–1228
65. Graber CJ, Jones MM, Glassman PA, et al: Taking an antibiotic time-out: Utilization and usability of a self-stewardship time-out program for renewal of vancomycin and piperacillin-tazobactam. *Hosp Pharm* 2015; 50:1011–1024
66. Fan SL, Miller NS, Lee J, et al: Diagnosing sepsis - The role of laboratory medicine. *Clin Chim Acta* 2016; 460:203–210
67. Baldwin DS, Levine BB, McCluskey RT, et al: Renal failure and interstitial nephritis due to penicillin and methicillin. *N Engl J Med* 1968; 279:1245–1252
68. Liu P, Tepperman BS, Logan AG: Acute renal failure induced by semisynthetic penicillins. *Can Fam Physician* 1981; 27:507–512
69. Mac K, Chavada R, Paul S, et al: Cefepime induced acute interstitial nephritis—a case report. *BMC Nephrol* 2015; 16:15
70. Jensen JU, Hein L, Lundgren B, et al: Procalcitonin And Survival Study (PASS) Group: Kidney failure related to broad-spectrum antibiotics in critically ill patients: Secondary end point results from a 1200 patient randomised trial. *BMJ Open* 2012; 2:e000635
71. Wai AO, Lo AM, Abdo A, et al: Vancomycin-induced acute interstitial nephritis. *Ann Pharmacother* 1998; 32:1160–1164
72. Kraleti S, Khatri N, Jarrett D: Piperacillin-tazobactam induced interstitial nephritis, hepatitis and serum sickness-like illness. *J Ark Med Soc* 2016; 112:278–280
73. Elyasi S, Khalili H, Dashti-Khavidaki S, et al: Vancomycin-induced nephrotoxicity: Mechanism, incidence, risk factors and special populations. A literature review. *Eur J Clin Pharmacol* 2012; 68:1243–1255
74. Kufel WD, Miller CD, Johnson PR, et al: Y-site incompatibility between premix concentrations of vancomycin and piperacillin-tazobactam: Do current compatibility testing methodologies tell the whole story? *Hosp Pharm* 2017; 52:132–137
75. Leung E, Venkatesan N, Ly SC, et al: Physical compatibility of vancomycin and piperacillin sodium-tazobactam at concentrations typically used during prolonged infusions. *Am J Health Syst Pharm* 2013; 70:1163–1166
76. Meyer K, Santarossa M, Danziger LH, et al: Compatibility of ceftazidime-avibactam, ceftolozane-tazobactam, and piperacillin-tazobactam with vancomycin in dextrose 5% in water. *Hosp Pharm* 2017; 52:221–228
77. O’Donnell JN, Venkatesan N, Manek M, et al: Visual and absorbance analyses of admixtures containing vancomycin and piperacillin-tazobactam at commonly used concentrations. *Am J Health Syst Pharm* 2016; 73:241–246
78. Wade J, Cooper M, Ragan R: Simulated Y-site compatibility of vancomycin and piperacillin-tazobactam. *Hosp Pharm* 2015; 50:376–379